THE MEDICAL CENTER OF AURORA
WOUND CARE CENTER OXYGEN FIELD
1400 S. POTOMAC ST., SUITE #110 AURORA, CO 80012

PROJECT TEAM

DESIGNER / DRAFTSMAN:
THE DESIGN PLOT
PARKER, CO 80138
303-565-7282 CELL
303-338-7869
CONTACT:
TOM HECKER
thomas.hecker@healthonecares.com

OWNER:
MEDICAL CENTER OF AURORA
1501 S. POTOMAC STREET
AURORA, CO 80012
303.873.4895

DIRECTOR OF FACILITIES:
GREG MENKE
Gregory.Menke@HCAHealthcare.com

BLDG MANAGEMENT:
CBRE
730 POTOMAC ST., SUITE 116
AURORA, CO 80011

CONTACT:
NICOLE BUDLONG
303.360.3178
nicole.budlong@cbre.com

CONTRACTOR:
BFC CONSTRUCTION
ARVADA, CO
303.210.3851

CONTACT:
BRENT FLEETWOOD
BFC.BRENT@COMCAST.NET

GENERAL NOTES

1. ALL WORK SHALL BE PERFORMED IN STRICT CONFORMANCE WITH ALL LOCAL LAWS, ORDINANCES, RULES, REGULATIONS AND CODES OF THE GOVERNMENT AUTHORITIES HAVING JURISDICTION.
2. DIMENSIONS ARE TO FINISHED FACE OF WALL OR FACE OF EXISTING BASE BUILDING CONSTRUCTION, UNLESS NOTED OTHERWISE.
3. CONTRACTOR SHALL NOTIFY OWNER BEFORE COMMENCING WORK ON ANY ITEMS NOT CLEARLY DEFINED.
4. CHANGES OR DEVIATIONS FROM THE PLANS MADE WITHOUT THE CONSENT OF OWNER ARE UNAUTHORIZED.
5. CONTRACTOR SHALL PRESENT A WORKABLE PLAN TO MAINTAIN SECURITY AND SAFETY OF THE OWNER'S BUSINESS FOR AREAS AFFECTED BY CONSTRUCTION DURING THE ENTIRE PHASE OF CONSTRUCTION.
6. CONTRACTOR SHALL MINIMIZE DISRUPTION BY CONSTRUCTION WORK TO THE ONGOING BUSINESSES AND TRAFFIC IN THE VICINITY. EMPLOYEES OR SUBCONTRACTORS OF THE GENERAL CONTRACTOR SHALL REFRAIN FROM PROFANE OR OFFENSIVE LANGUAGE WHILE ON THE PROJECT SITE AND SHALL REFRAIN FROM USING LOUD RADIOS OR OTHER MUSIC PLAYERS WHILE OWNERS AND/OR DESIGN TEAM IS ONSITE.
7. GENERAL CONTRACTOR SHALL COORDINATE APPROPRIATE PARKING ACCOMMODATIONS FOR EMPLOYEE AND SUBCONTRACTOR VEHICLES WITH OWNER PRIOR TO COMMENCEMENT OF WORK.
8. G.C. SHALL COORDINATE APPROPRIATE CONSTRUCTION STAGING AREAS AND TRASH REMOVAL. G.C. WILL BE RESPONSIBLE FOR OBTAINING A DUMPSTER AND TRASH PICKUP FROM JOB SITE ON A REGULAR BASIS.
9. SUBSTITUTIONS OF SPECIFIED PRODUCTS MAY NOT OCCUR UNLESS SPECIFICALLY NOTED ON DRAWINGS THAT "OR EQUAL" IS ACCEPTABLE. OWNER APPROVAL IS REQUIRED FOR ALL SUBSTITUTIONS CONSIDERED BY G.C. TO MEET "OR EQUAL" REQUIREMENTS PRIOR TO BID SUBMISSION/INSTALLATION.
10. APPROVAL OF SHOP DRAWINGS DOES NOT IMPLY APPROVAL OF A SUBSTITUTED COLOR, SIZE OR FUNCTION OF AN ITEM SPECIFIED ON THESE CONTRACT DOCUMENTS UNLESS ATTENTION IS SPECIFICALLY CALLED TO THE REVISION AND APPROVAL IS GIVEN.
11. G.C. SHALL KEEP TOILET FACILITIES ON SITE CLEAN AND USABLE.

VICINITY MAP

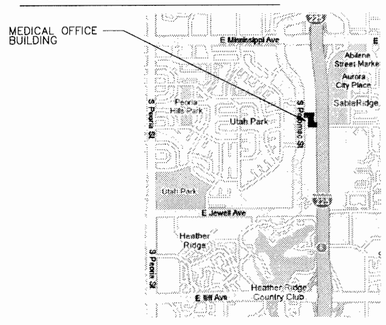

DRAWING INDEX

A.0	COVER SHEET
A1.0	SITE PLAN & DETAILS
A4.0	ELEVATIONS & SECTIONS
A5.0	SECTIONS & DETAILS

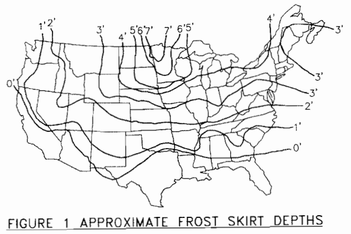

FIGURE 1 APPROXIMATE FROST SKIRT DEPTHS

KEY PLAN

NOT TO SCALE

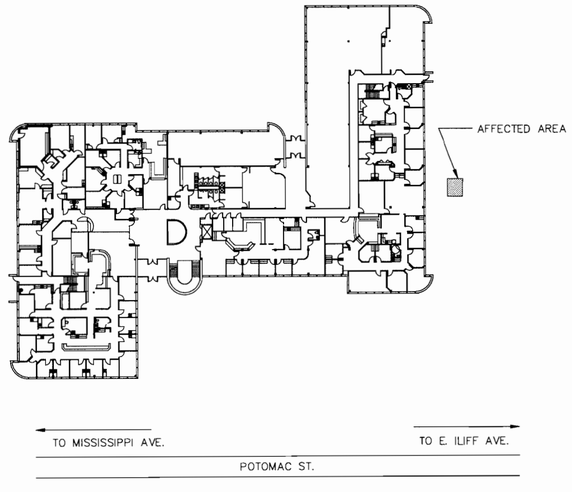

CONSTRUCTION NOTES

1. MATERIAL AND WORKMANSHIP SHALL CONFORM WITH APPLICABLE BUILDING CODES AND BE IN ACCORDANCE WITH THE CURRENT EDITION OF THE FOLLOWING STANDARDS:
   - ACI 117 "STANDARD SPECIFICATIONS FOR TOLERANCE FOR CONCRETE CONSTRUCTION AND MATERIALS"
   - ACI 301 "SPECIFICATIONS FOR STRUCTURAL CONCRETE FOR BUILDINGS"
   - ACI 318 "BUILDING CODE REQUIREMENTS FOR REINFORCED CONCRETE"
   - AWS D1.1 "STRUCTURAL WELDING CODE - STEEL"
2. THE EXCAVATION SHALL BE CLEARED OF ALL ORGANIC MATERIAL AND TOP SOIL. PROOF ROLL EXCAVATED AREA AND REPLACE LOOSE AND SOFT AREAS WITH SELECT FILL. PLACE SELECT FILL AS REQUIRED IN 8" MAX. LOOSE LAYER PRIOR TO THE FOUNDATION CONSTRUCTION AND COMPACT TO A MINIMUM OF 95% STD PROCTOR. THE SELECT FILL SHALL BE NON-FROST SUSCEPTIBLE GRANULAR MATERIAL WITH PI BETWEEN 8 AND 20 WITH LL <40.
3. CONCRETE:
   - A. 28 DAY ULTIMATE COMPRESSIVE STRENGTH OF 4,000 PSI.
   - B. PORTLAND CEMENT: ASTM C150, TYPE 1.
   - C. MAXIMUM WATER-CEMENT RATIO; 0.45.
   - D. WATER-REDUCING ADMIXTURES: ASTM C494.
   - E. NORMAL WEIGHT AGGREGATES: ASTM C33.
   - F. AIR ENTRAIN ALL EXTERIOR CONCRETE (ADMIXTURE: ASTM C260) 5% VOIDS.
   - G. DO NOT USE CALCIUM CHLORIDE ADMIXTURES UNDER ANY CIRCUMSTANCES.
   - H. REINFORCING BARS: ASTM A615 SPECIFICATIONS, GRADE 60, DEFORMED, BEND BARS COLD.
   - I. LAP ALL BARS AT SPLICES IN ACCORDANCE WITH ACI 318, BUT NOT LESS THAN 40 BAR DIAMETERS NOR LESS THAN 18" UNLESS OTHERWISE NOTED.
   - J. ALL BAR STEEL SHALL BE PROPERLY SUPPORTED AND HELD ACCURATELY IN PLACE AS RECOMMENDED BY THE CRSI, EXCEPT THAT MAXIMUM SPACING OF ANY BAR SUPPORT SHALL BE 3 FEET.
   - K. ALL EXPOSED EDGES OF CONCRETE SHALL HAVE 3/4" 45° CHAMFER.
   - L. CONCRETE SURFACE TO BE BROOM FINISHED.
4. STEEL:
   - A. STRUCTURAL STEEL: ASTM A36, PLATES AND SHAPES.
   - B. VAPORIZER ANCHORS:
     - MECHANICAL ANCHORS: HILTI KWIK BOLT TZ.
     - PROPER ANCHORING SYSTEM COMPONENTS AND EQUIPMENT FOR GIVEN TANK MUST BE VERIFIED BY LOCAL AIR LIQUIDE REPRESENTATIVE.
     - ANCHORS MUST BE INSTALLED PER MANUFACTURER'S INSTRUCTIONS TO ENSURE FULL LOAD STRENGTHS.
   - C. WELDING ELECTRODE - E70XX
   - D. PAINT ALL EXPOSED PARTS WITH ZINC COATING OR APPROVED EQUIVALENT.
5. EXPANSION JOINTS SHALL BE PLACED AT ALL LOCATIONS NOTED ON THE DRAWING AND AROUND FOUNDATIONS WHICH PROJECT THROUGH CONCRETE SLABS. FOR OXYGEN/HYDROGEN FOUNDATIONS, THE EXPANSION JOINTS SHALL BE SEALED WITH CS2727 FLEXIBLE EPOXY JOINT SEALER, MANUFACTURED BY CHEMSEAL DIVISION OF FLAMEMASTER CORP., 11120 SHERMAN WAY, SUNVALLEY, CALIFORNIA 91352, (818) 982-1650.
6. SYSTEM TO BE GROUNDED, IF NECESSARY, PER LOCAL CODES.

CODE INFORMATION SUMMARY

PROJECT NAME: TMCA WOUND CARE CENTER OXYGEN FIELD

PROJECT ADDRESS: 1400 S. POTOMAC ST., AURORA, CO 80012

CONSTRUCTION TYPE: UBC: IIN SPK 2 STORY BUILDING / FLOOR AREA OF BLDG = 54,219 SF
HEIGHT OF BUILDING = 28'-1/2"

OCCUPANCY CLASSIFICATION: GROUP B MEDICAL OFFICE BUILDING

PROJECT TYPE: EXTERIOR CONCRETE STRUCTURE TO HOUSE OXYGEN TANK

PROJECT SQUARE FOOTAGE: LIMITS OF RENOVATION FLOOR TOTAL 500 SF

APPLICABLE CODES:
2009 INTERNATIONAL BUILDING CODE (IBC)
2009 INTERNATIONAL EXISTING BUILDING CODE (IEBC)
2009 INTERNATIONAL PLUMBING CODE (IPC)
2009 INTERNATIONAL FIRE CODE (IFC)
2009 INTERNATIONAL ENERGY CONSERVATION CODE (IECC)
1999 NFPA 99 HEALTH CARE FACILITIES
2000 NFPA 101 LIFE SAFETY CODE
2012 NFPA 101 LIFE SAFETY CODE
2006 AIA/FGI DESIGN GUIDELINES
2003 ICC/ANSI A117.1 ACCESSIBLE USABLE BUILDINGS & FACILITIES
CHAPTER 22 BUILDINGS & REGULATIONS: THE AURORA BUILDING & ZONING CODES
CHAPTER 66 FIRE PREVENTION & PROTECTION REGULATIONS: THE AURORA BUILDING & ZONING CODES

The Medical Center of Aurora
HealthONE

DESIGN PLOT
dpteam@thedesignplot.com
(303) 565-7282

MEDICAL CENTER OF AURORA
1400 S. POTOMAC ST. #110
AURORA, COLORADO 80012

PROJECT 13-08

WOUND CARE CENTER
OXYGEN FIELD

SHEET DESCRIPTION
COVER

DRAWN BY
TH

ISSUED FOR:
CONSTRUCTION

DATE:
11/22/2013

REVISIONS
△
△
△
△
△

SCALE
NTS

SHEET NUMBER
A.0

Medical Center of Aurora Imaging Site 1981-6056-01

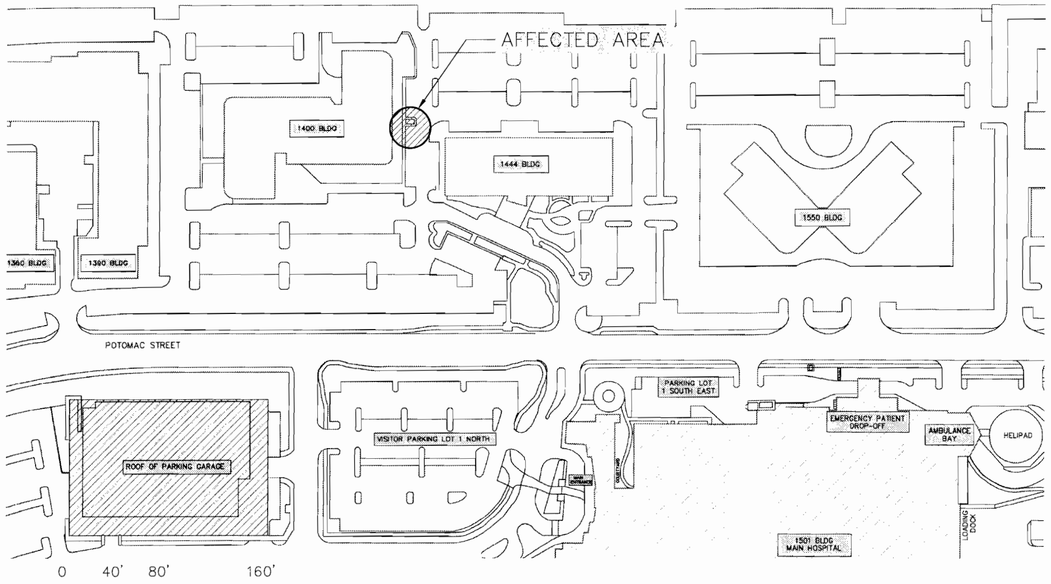

KEY PLAN

SCALE: 1" = 80'

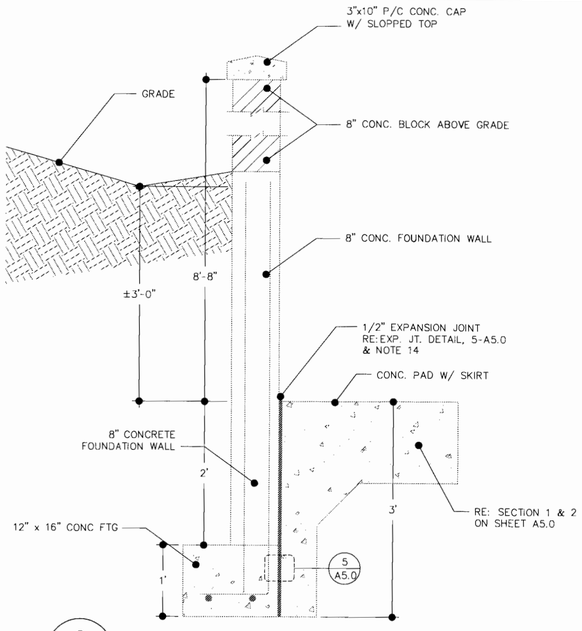

2 / A1.0 WALL SECTION

1" = 1'

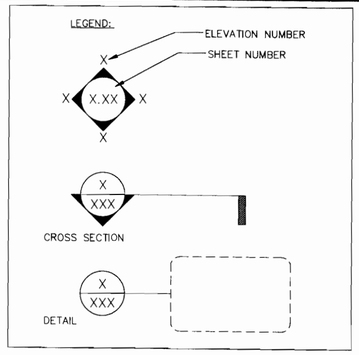

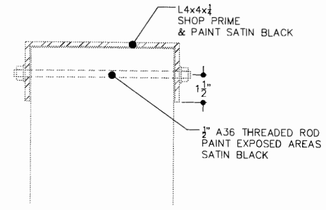

3 / A1.0 DOOR SUPPORT PLAN DETAIL

3" = 1'



OXYGEN FIELD SITE PLAN

1/16" = 1'

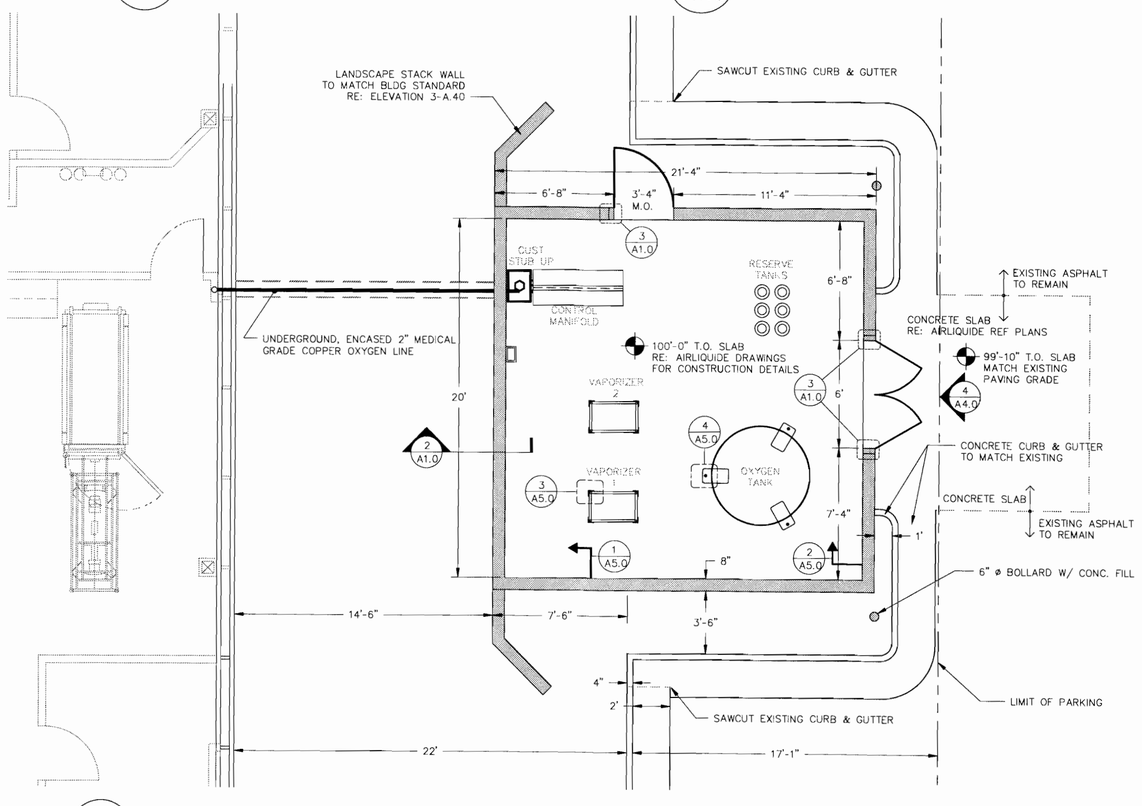

1 / A1.0 OXYGEN FIELD ENLARGED PLAN

1/4" = 1'

The Medical Center of Aurora
Health ONE

DESIGN LOT
dpteam@thedesignplot.com
(303) 565-7282

MEDICAL CENTER OF AURORA

1400 S. POTOMAC ST. #110
AURORA, COLORADO 80012

PROJECT 13-08

WOUND CARE CENTER

OXYGEN FIELD

SHEET DESCRIPTION

SITE PLAN / DETAILS

DRAWN BY

TH

ISSUED FOR:

CONSTRUCTION

DATE:

11/22/2013

REVISIONS

SCALE

AS NOTED

SHEET NUMBER

A1.0

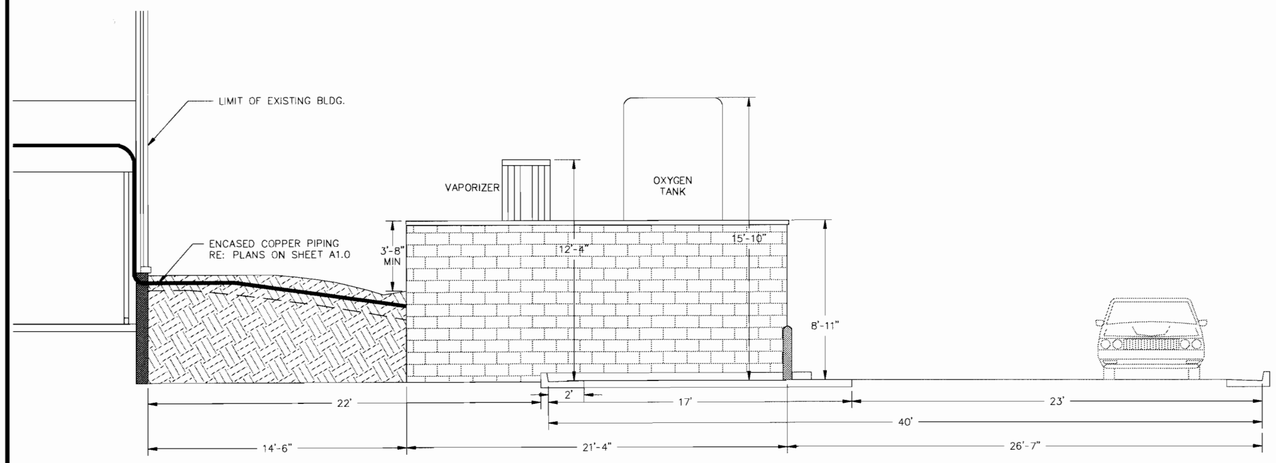

1 / A4.0 SECTION / OXYGEN FIELD WEST ELEVATION
1/4" = 1'

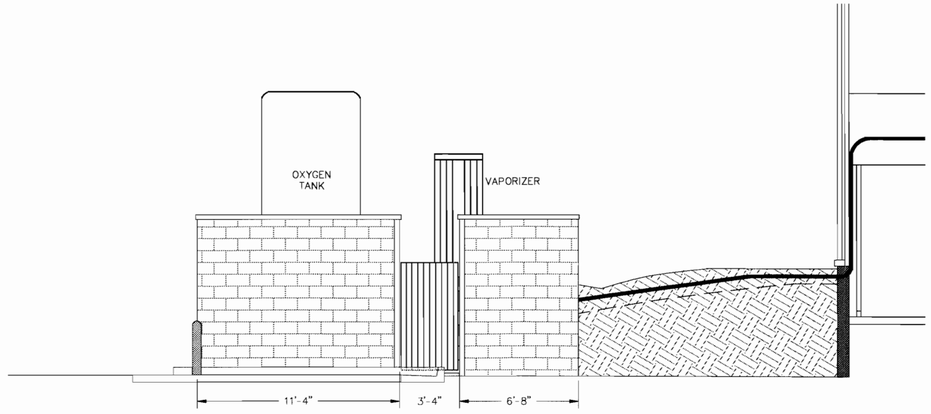

2 / A4.0 SECTION / OXYGEN FIELD EAST ELEVATION
1/4" = 1'

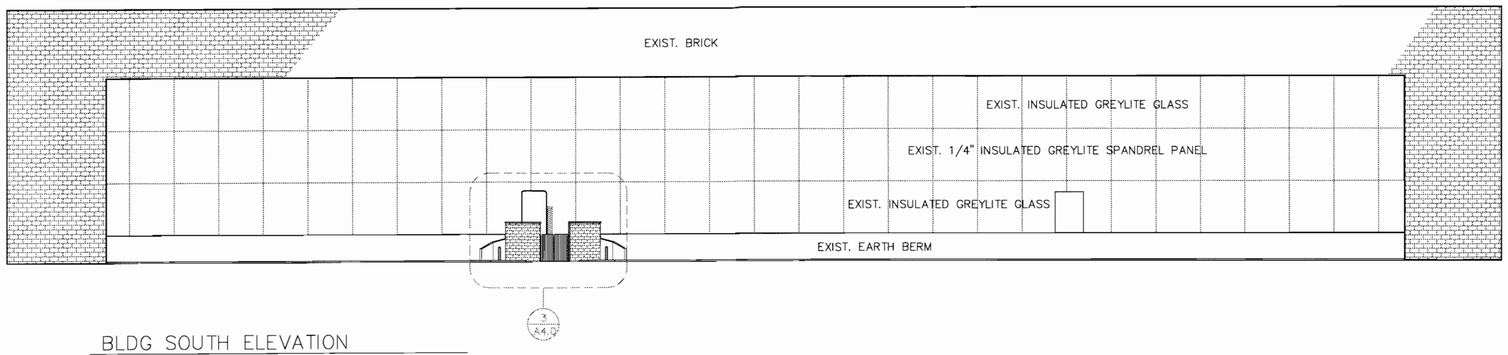

BLDG SOUTH ELEVATION
1/16" = 1'

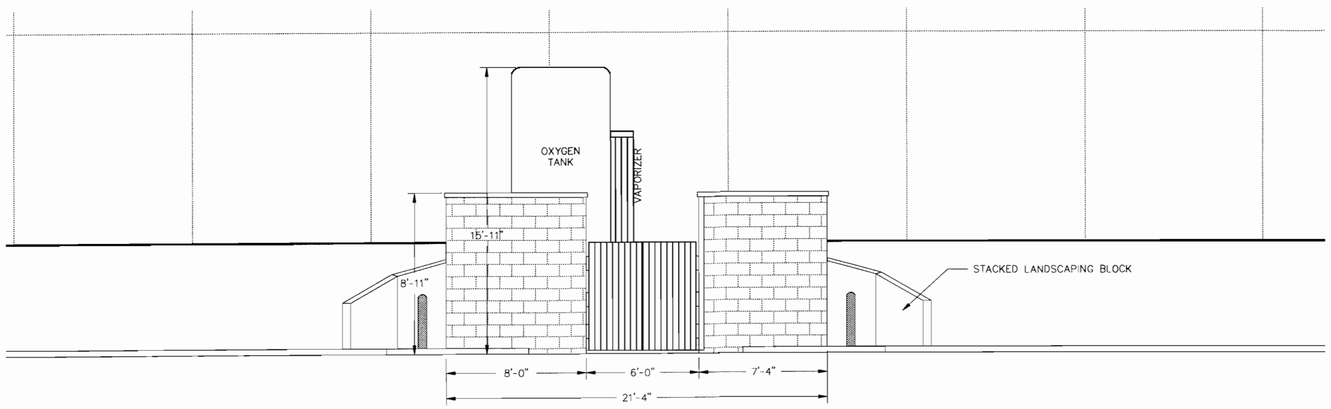

3 / A4.0 OXYGEN FIELD SOUTH ELEVATION
1/4" = 1'

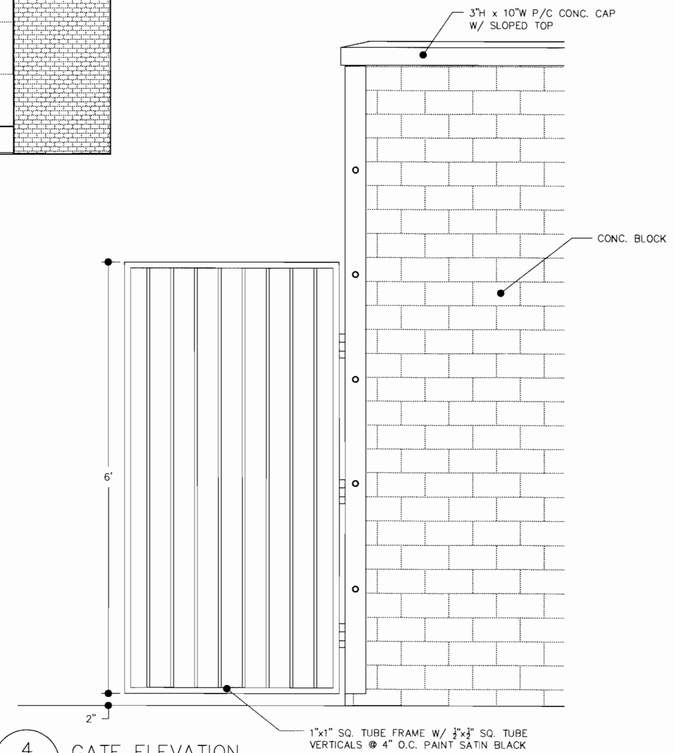

4 / A4.0 GATE ELEVATION
1" = 1'

The Medical Center of Aurora
Health ONE

design plot
dpteam@thedesignplot.com
(303) 565-7282

MEDICAL CENTER OF AURORA
1400 S. POTOMAC ST. #110
AURORA, COLORADO 80012

PROJECT 13-08

WOUND CARE CENTER
OXYGEN FIELD

SHEET DESCRIPTION
ELEVATIONS

DRAWN BY
TH

ISSUED FOR:
CONSTRUCTION

DATE:
11/22/2013

REVISIONS
△
△
△
△
△

SCALE
AS NOTED

SHEET NUMBER
A4.0

Medical Center of Aurora Imaging Site 1981-6056-01

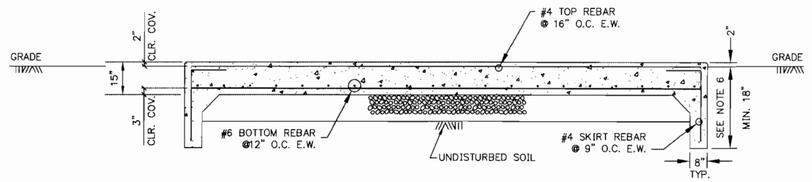

1 A5.0 SECTION / CONCRETE FOUNDATION
NTS

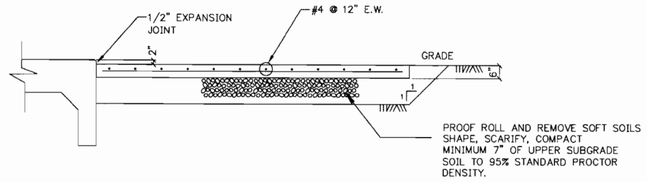

2 A5.0 SECTION / CONCRETE FOUNDATION
NTS

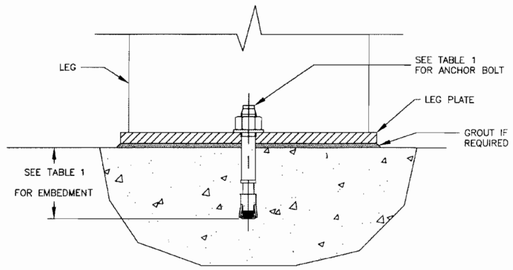

3 A5.0 VAPORIZER DRILLED ANCHOR BOLT
NTS

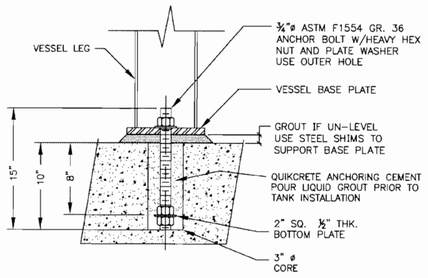

4 A5.0 1500 G VESSEL DRILLED GROUTED ANCHOR BOLT
NTS

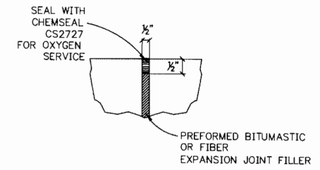

5 A5.0 EXPANSION JOINT DETAIL
NTS

TABLE 1 - DRILLED MECHANICAL ANCHOR BOLT SCHEDULE

TANK/VAP	BOLT TYPE	BOLTS/LEG	BOLT ø	EMBEDMENT
1500 G	ASTM FI554 GR.36	ONE BOLT	3/4"	10"
VAPORIZER TF0610HF	KWIK BOLT TZ SS	ONE BOLT	1/2"	3-1/4"

DESIGN CRITERIA
IBC 2009
90 MPH BASIC WIND SPEED
SEISMIC USE GROUP IV, DESIGN CATEGORY C
ALLOWABLE SOIL BEARING PRESSURE = 1,500 PSF.

The Medical Center of Aurora
Health ONE

DESIGN LOT
dpteam@thedesignplot.com
(303) 565-7282

MEDICAL CENTER OF AURORA
1400 S. POTOMAC ST. #110
AURORA, COLORADO 80012

PROJECT 13-08

WOUND CARE CENTER

OXYGEN FIELD

SHEET DESCRIPTION
SECTIONS / DETAILS

DRAWN BY
TH

ISSUED FOR:
CONSTRUCTION

DATE:
11/22/2013

REVISIONS
△
△
△
△
△

SCALE
NTS

SHEET NUMBER
A5.0

Medical Center of Aurora Imaging Site 1981-6056-01