WIRE AND CONDUIT DESIGNATION SCHEDULE

DESIG. #	DESCRIPTION	COPPER WIRE AMPACITY (THHN/THWN)	COPPER CONDUCTORS SETS	COPPER CONDUCTORS (QTY) AWG or Kcmil	COPPER CONDUIT NOMINAL DIA.	DESIG. #	DESCRIPTION	ALUMINUM ALLOY, COMPACT STRANDED WIRE AMPACITY (XHHW)	ALUMINUM ALLOY, COMPACT STRANDED CONDUCTORS SETS	ALUMINUM ALLOY, COMPACT STRANDED CONDUCTORS (QTY) AWG or Kcmil	ALUMINUM ALLOY, COMPACT STRANDED CONDUIT NOMINAL DIA.
(1)		20	1	(2) #12	3/4"						
(2)		20	1	(2) #12, (1) #12 G	3/4"						
(3)		20	1	(3) #12, (1) #12 G	3/4"						
(4)		20	1	(4) #12, (1) #12 G	3/4"						
(5)		30	1	(2) #10, (1) #10 G	3/4"						
(6)		30	1	(3) #10, (1) #10 G	3/4"						
(7)		30	1	(4) #10, (1) #10 G	3/4"						
(8)		40	1	(2) #8, (1) #10 G	3/4"						
(9)		40	1	(3) #8, (1) #10 G	3/4"						
(10)		40	1	(4) #8, (1) #10 G	3/4"						
(11)		55	1	(2) #6, (1) #10 G	3/4"						
(12)		55	1	(3) #6, (1) #10 G	3/4"						
(13)		55	1	(4) #6, (1) #10 G	1"						
(14)		70	1	(2) #4, (1) #8 G	1"						
(15)		70	1	(3) #4, (1) #8 G	1"						
(16)		70	1	(4) #4, (1) #8 G	1 1/4"						
(17)		85	1	(2) #3, (1) #8 G	1"						
(18)		85	1	(3) #3, (1) #8 G	1"						
(19)		85	1	(4) #3, (1) #8 G	1 1/4"						
(20)		95	1	(2) #2, (1) #8 G	1"						
(21)		95	1	(3) #2, (1) #8 G	1 1/4"						
(22)		95	1	(4) #2, (1) #8 G	1 1/4"						
(23)		130	1	(2) #1, (1) #6 G	1 1/4"						
(24)		130	1	(3) #1, (1) #6 G	1 1/4"						
(25)		130	1	(4) #1, (1) #6 G	1 1/2"						
(26)		150	1	(2) #1/0, (1) #6 G	1 1/4"						
(27)		150	1	(3) #1/0, (1) #6 G	1 1/2"						
(28)		150	1	(4) #1/0, (1) #6 G	2"						
(29)		175	1	(2) #2/0, (1) #6 G	1 1/2"						
(30)		175	1	(3) #2/0, (1) #6 G	1 1/2"						
(31)		175	1	(4) #2/0, (1) #6 G	2"						
(32)		200	1	(2) #3/0, (1) #6 G	1 1/2"						
(33)		200	1	(3) #3/0, (1) #6 G	2"						
(34)		200	1	(4) #3/0, (1) #6 G	2"						
(35)		230	1	(2) #4/0, (1) #4 G	1 1/2"	(35)		230	1	(2) 300 Kcmil, (1) #2 G	2"
(36)		230	1	(3) #4/0, (1) #4 G	2"	(36)		230	1	(3) 300 Kcmil, (1) #2 G	2 1/2"
(37)		230	1	(4) #4/0, (1) #4 G	2 1/2"	(37)		230	1	(4) 300 Kcmil, (1) #2 G	2 1/2"
(38)		255	1	(3) 250 MCM, (1) #4 G	2"	(38)		250	1	(3) 350 Kcmil, (1) #2 G	2 1/2"
(39)		255	1	(4) 250 MCM, (1) #4 G	2 1/2"	(39)		250	1	(4) 350 Kcmil, (1) #2 G	3"
(40)		285	1	(3) 300 MCM, (1) #4 G	2 1/2"	(40)		310	1	(3) 500 MCM, (1) #1 G	3"
(41)		285	1	(4) 300 MCM, (1) #4 G	3"	(41)		310	1	(4) 500 MCM, (1) #1 G	3"
(42)		310	1	(3) 350 MCM, (1) #3 G	2 1/2"	(42)		310	1	(3) 500 MCM, (1) #1 G	3"
(43)		310	1	(4) 350 MCM, (1) #3 G	3"	(43)		310	1	(4) 500 MCM, (1) #1 G	3"
(44)		380	1	(3) 500 MCM, (1) #3 G	3"	(44)		385	1	(3) 750 MCM, (1) #1 G	3 1/2"
(45)		380	1	(4) 500 MCM, (1) #3 G	3 1/2"	(45)		385	1	(4) 750 MCM, (1) #1 G	3 1/2"
(46)		460	2	(4) 4/0, (1) #2 G	2 1/2"	(46)		460	2	(4) 300 MCM, (1) #1/0 G	2 1/2"
(47)		510	2	(4) 250 MCM, (1) #1 G	2 1/2"	(47)		540	2	(4) 400 MCM, (1) #2/0 G	3"
(48)		620	2	(4) 350 MCM, (1) #1/0 G	3"	(48)		620	2	(4) 500 MCM, (1) #3/0 G	3"
(49)		760	2	(4) 500 MCM, (1) #1/0 G	3 1/2"	(49)		770	2	(4) 750 MCM, (1) #3/0 G	4"
(50)		855	3	(4) 300 MCM, (1) #2/0 G	3"	(50)		930	3	(4) 500 MCM, (1) #4/0 G	3"
(51)		930	3	(4) 350 MCM, (1) #2/0 G	3"	(51)		930	3	(4) 500 MCM, (1) #4/0 G	3"
(52)		1005	3	(4) 400 MCM, (1) #3/0 G	3"	(52)		1000	4	(4) 350 MCM, (1) #250MCM G	3"
(53)		1140	3	(4) 500 MCM, (1) #3/0 G	3 1/2"	(53)		1240	4	(4) 500 MCM, (1) #350MCM G	3 1/2"
(54)		1240	4	(4) 350 MCM, (1) #4/0 G	3"	(54)		1240	4	(4) 500 MCM, (1) #350MCM G	3 1/2"
(55)		1675	5	(4) 400 MCM, (1) #250 MCM G	3"	(55)		1700	5	(4) 600 MCM, (1) #400MCM G	3 1/2"
(56)		1900	5	(4) 500 MCM, (1) #250 MCM G	3 1/2"	(56)		2040	6	(4) 600 MCM, (1) #600MCM G	3 1/2"
(57)		2010	6	(4) 400 MCM, (1) #350 MCM G	3 1/2"	(57)		2040	6	(4) 600 MCM, (1) #600MCM G	3 1/2"
(58)		2280	6	(4) 500 MCM, (1) #350 MCM G	3 1/2"	(58)		2310	6	(4) 750 MCM, (1) #600MCM G	4"
(59)		2660	7	(4) 500 MCM, (1) #400 MCM G	3 1/2"	(59)		2695	7	(4) 750 MCM, (1) #600MCM G	4"
(60)		3040	8	(4) 500 MCM, (1) #500MCM G	3 1/2"	(60)		3080	8	(4) 750 MCM, (1) #750MCM G	4"
(61)		4180	11	(4) 500 MCM	3 1/2"	(61)		4235	11	(4) 750 MCM	4"
	* 2000	2010	6	(4) 400 MCM	4"		* 2000	2040	6	(4) 600 MCM	4"
	* 2500	2660	7	(4) 500 MCM	4"		* 2500	2720	8	(4) 600 MCM	4"
	* 4000	4180	11	(4) 500 MCM	4"		* 4000	4080	12	(4) 600 MCM	4"
	* 5000	5320	14	(4) 500 MCM	4"		* 5000	5390	14	(4) 750 MCM	4"
ALT	* 2500	2520	6	(4) 600 MCM	4"	ALT	* 2500	2550	6	(4) 900 MCM	5"
ALT	* 5000	5040	12	(4) 600 MCM	4"	ALT	* 5000	5340	12	(4) 1000 MCM	5"

* INDICATES SERVICE ENTRANCE

NOTES:

1. COPPER CONDUCTORS SHALL BE USED FOR SIZES UP TO AND INCLUDING #4/0 AWG. FEEDERS REQUIRING AMPACITIES IN EXCESS OF 225 AMPERES MAY BE EITHER COPPER OR COMPACT STRANDED ALUMINUM ALLOY AS PERMITTED BY THE N.E.C.
2. WIRE AMPACITY OF CONDUCTORS PROTECTED BY OVERCURRENT DEVICES RATED 100 AMPERES OR LESS TO BE BASED UPON 60 C AMPACITY TABLE PER N.E.C. TABLE 310.16.
3. WIRE AMPACITY OF CONDUCTORS PROTECTED BY OVERCURRENT DEVICES RATED OVER 100 AMPERES TO BE BASED UPON 75 C AMPACITY TABLE PER N.E.C. TABLE 310.16.
4. CONDUIT SIZES FOR COPPER CONDUCTORS BASED UPON 40% FILL TABLE FOR TYPE THHN/THWN INSULATION.
5. CONDUIT SIZES FOR COMPACT STRANDED ALUMINUM CONDUCTORS BASED UPON 40% FILL TABLE FOR TYPE XHHW INSULATION.(CHAPTER 9 TABLE 5A)
6. ALL EQUIPMENT GROUNDING CONDUCTORS SHALL BE INSULATED COPPER.
7. TABLE DOES NOT TAKE FEEDER LENGTH INTO CONSIDERATION. INCREASE CONDUCTOR SIZE AS REQUIRED TO MEET RECOMMENDATIONS OF N.E.C. PARAGRAPH 210-19(a), FPN No. 4.
8. UNLESS OTHERWISE NOTED #12 AWG CONDUCTORS TO BE UTILIZED FOR CIRCUIT PROTECTED BY 15 AMPERE AND 20 AMPERE OVERCURRENT DEVICES. INCREASE CONDUCTOR SIZE TO #10 AWG FOR BRANCH CIRCUITS WITH LENGTHS EXCEEDING 90 LINEAR FEET, BUT LESS THAN 175 LINEAR FEET. USE #8 AWG CONDUCTORS FOR 15 AND 20 AMPERE BRANCH CIRCUITS WITH LENGTHS GREATER THAN 175 LINEAR FEET.
9. IN GENERAL, FOR BRANCH CIRCUITS AND FEEDERS PROTECTED BY OVERCURRENT DEVICES RATED 800 AMPERE OR LESS, THE CONDUCTOR AMPACITY SHALL BE EQUIVALENT TO THE OVERCURRENT DEVICE TRIP RATING. IN THE CASE WHERE THE STANDARD OVERCURRENT DEVICE RATING DOES NOT MATCH THE CONDUCTOR AMPACITY, THE NEXT LARGEST TRIP RATING MAY BE USED. EXCEPTIONS INCLUDE SPECIAL VENDOR REQUIREMENTS, MOTOR LOADS AND OTHER EQUIPMENT AS DICTATED BY THE N.E.C.
10. FOR FEEDER CONDUCTORS PROTECTED BY OVERCURRENT DEVICES RATED GREATER THAN 800 AMPERES, THE AMPACITY RATING MUST MEET OR EXCEED THE OVERCURRENT DEVICE TRIP RATING. EXCEPTIONS SHALL INCLUDE MOTOR LOADS AND OTHER SPECIAL VENDOR REQUIREMENTS.
11. EQUIPMENT GROUNDING CONDUCTORS ARE NOT REQUIRED FOR SERVICE ENTRANCE FEEDERS.

Only highlighted or clouded revisions are approved on this review. All previous comments apply.

RISER NOTES:

1. PROVIDE A NEW 225A/3P BREAKER IN EXISTING PANEL NPDP TO SERVE NEW PANEL NHS AS SHOWN.
2. REPLACE EXISTING 60A/3P SPARE BREAKER WITH A NEW 150A/3P SG, MET, LSI BREAKER TO SERVE NEW PANEL ECOR AS SHOWN.
3. PROVIDE A NEW 400A/3P BREAKER IN EXISTING PANEL CR TO SERVE NEW PANEL ECHS AS SHOWN.
4. PROVIDE A NEW 70A/3P BREAKER IN EXISTING PANEL LSDP TO SERVE NEW TRANSFORMER AS SHOWN.
5. EXISTING PANEL TO BE REFED FROM NEW PANEL AS SHOWN IN PHASE V. REFER TO SHEETS E1.00 AND E1.05 FOR MORE INFORMATION.
6. PROVIDE A NEW 600A/3P BREAKER IN EXISTING PANEL DPEQC TO FEED NEW PANEL EQHS AS SHOWN.
7. REPLACE EXISTING 600A/3P BREAKER WITH A NEW 800A/3P BREAKER TO SERVE ATS DPEQC AS SHOWN. REFER TO ONE-LINE SHEET E4.00 FOR TYPE OF BREAKER TO BE INSTALLED.
8. REPLACE EXISTING 600A FEEDER WITH A NEW 800A FEED AS SHOWN.

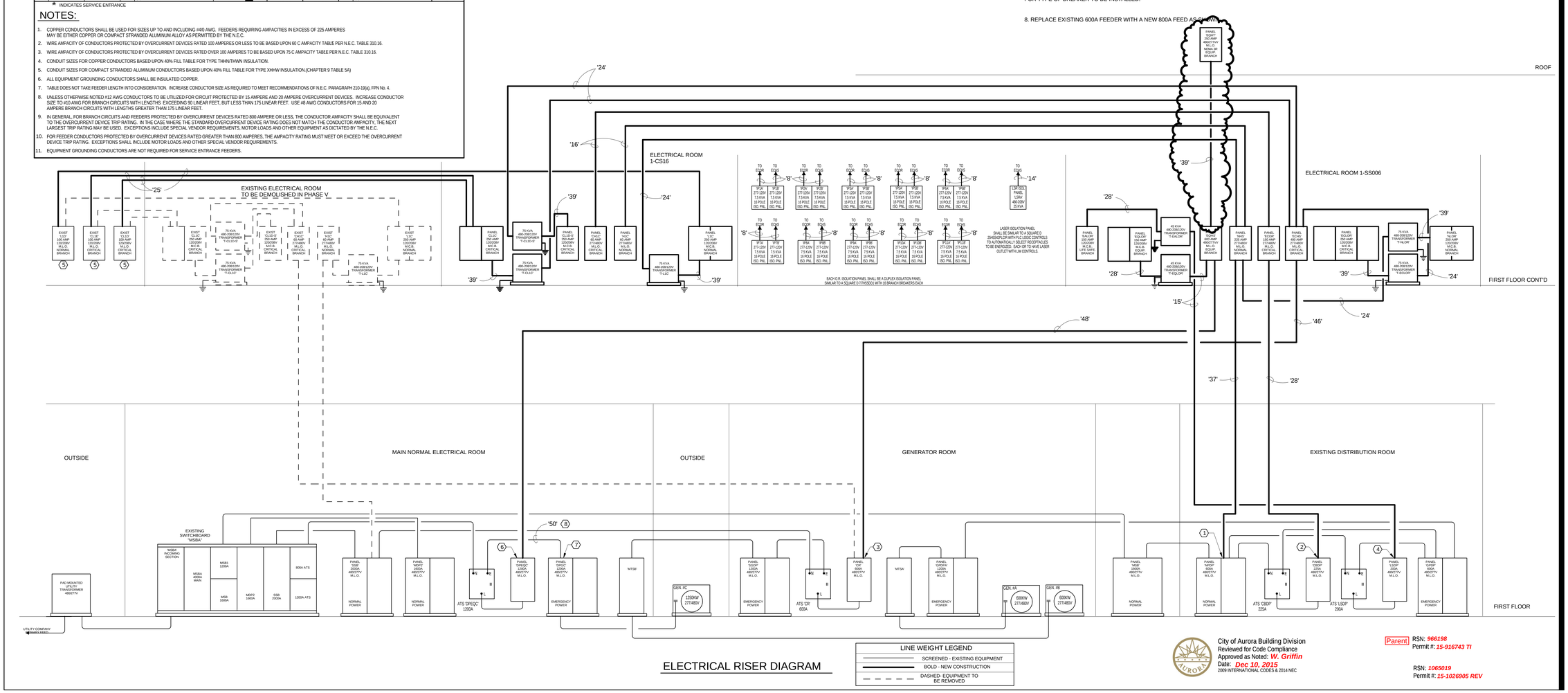

ELECTRICAL RISER DIAGRAM

City of Aurora Building Division
Reviewed for Code Compliance
Approved as Noted: *W. Griffin*
Date: *Dec 10, 2015*
2009 INTERNATIONAL CODES & 2014 NEC

Parent RSN: *966198*
Permit #: *15-916743 TI*

RSN: *1065019*
Permit #: *15-1026905 REV*

ICT
I.C. Thomasson Associates, Inc.
CONSULTING ENGINEERS
2950 KRAFT DRIVE, SUITE 500
NASHVILLE, TN. 37204
PHONE (615) 346-3400
FAX (615) 346-3550
www.ictthomasson.com
ICT Project No. 140316

Seals

THE MEDICAL CENTER OF AURORA RENOVATIONS

1501 S POTOMAC ST, AURORA, CO 80012

DOCUMENT CHANGES

Description	Date
Revision 1	02/03/15
Revision 3	05/12/15
RFI #61	07/28/15

Issue Description	CONSTRUCTION DOCUMENTS
Issue Date	2014-12-30
Project No	14077.00
Drawn By CM	Checked By KLW

Drawing Title

ELECTRICAL RISER DIAGRAM

Sheet Number

E0.03

C:\Revit Projects\ICT_140388_E14_CENTRAL_kwhitehurst.rvt

10/27/2015 4:14:09 PM

GENERAL NOTE:
REFER TO MECHANICAL PHASING PLANS TO DETERMINE RESPECTIVE PHASE FOR EACH PIECE OF EQUIPMENT.

Only highlighted or clouded revisions are approved on this review. All previous comments apply.

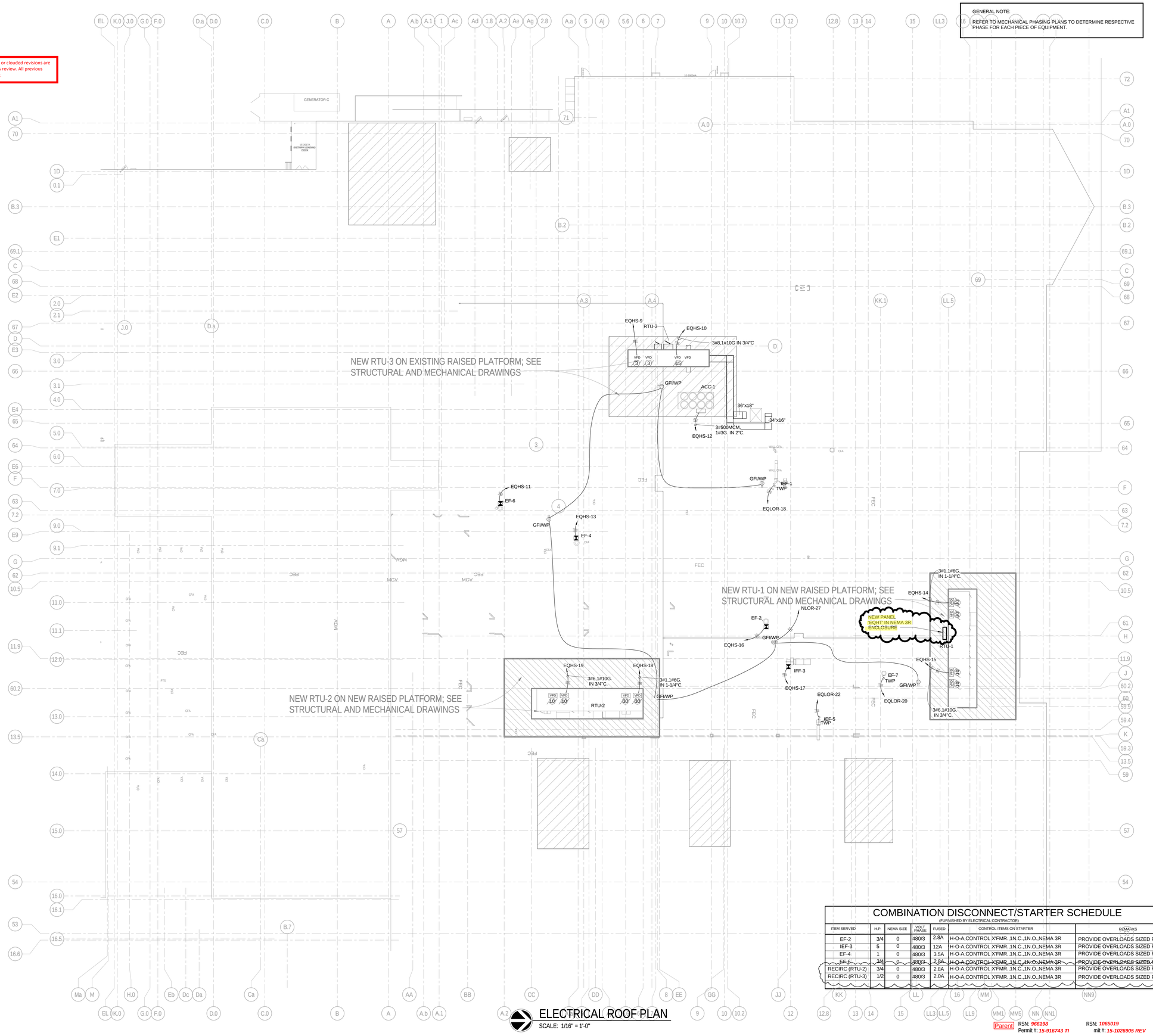

COMBINATION DISCONNECT/STARTER SCHEDULE

(FURNISHED BY ELECTRICAL CONTRACTOR)

ITEM SERVED	H.P.	NEMA SIZE	VOLT PHASE	FUSED	CONTROL ITEMS ON STARTER	REMARKS
EF-2	3/4	0	480/3	2.8A	H-O-A,CONTROL X'FMR.,1N.C.,1N.O.,NEMA 3R	PROVIDE OVERLOADS SIZED PER HP
IEF-3	5	0	480/3	12A	H-O-A,CONTROL X'FMR.,1N.C.,1N.O.,NEMA 3R	PROVIDE OVERLOADS SIZED PER HP
EF-4	1	0	480/3	3.5A	H-O-A,CONTROL X'FMR.,1N.C.,1N.O.,NEMA 3R	PROVIDE OVERLOADS SIZED PER HP
EF-6	3/4	0	480/3	2.8A	H-O-A,CONTROL X'FMR.,1N.C.,1N.O.,NEMA 3R	PROVIDE OVERLOADS SIZED PER HP
RECIRC (RTU-2)	3/4	0	480/3	2.8A	H-O-A,CONTROL X'FMR.,1N.C.,1N.O.,NEMA 3R	PROVIDE OVERLOADS SIZED PER HP
RECIRC (RTU-3)	1/2	0	480/3	2.0A	H-O-A,CONTROL X'FMR.,1N.C.,1N.O.,NEMA 3R	PROVIDE OVERLOADS SIZED PER HP

City of Aurora Building Division
Reviewed for Code Compliance
Approved as Noted: *W. Griffin*
Date: *Dec 10, 2015*
2009 INTERNATIONAL CODES & 2014 NEC

ELECTRICAL ROOF PLAN

SCALE: 1/16" = 1'-0"

Parent RSN: *966198* Permit #: *15-916743 TI*

RSN: *1065019* mit #: *15-1026905 REV*

C:\Revit Projects\ICT_140389_E14_CENTRAL_kwhtehurst.rvt

10/27/2015 4:20:47 PM

ICT
I.C. Thomasson Associates, Inc.
CONSULTING ENGINEERS
2950 KRAFT DRIVE, SUITE 500
NASHVILLE, TN. 37204
PHONE (615) 346-3400
FAX (615) 346-3550
www.icthomasson.com
ICT Project No. 140316

Seals

THE MEDICAL CENTER OF AURORA RENOVATIONS

1501 S POTOMAC ST, AURORA, CO 80012

DOCUMENT CHANGES

Description	Date
RFI #61	07/28/15

Issue Description	CONSTRUCTION DOCUMENTS
Issue Date	2014-12-30
Project No	14077.00
Drawn By CM	Checked By KLW

Drawing Title

ROOF PLAN - ELECTRICAL

Sheet Number

E1.50A

PANEL: EALOR | OC DEVICE TYPE: Breaker | ENCLOSURE: NEMA 1 | MAINS(A): 150A MCB | CONTINUOUS(A): 225
LOCATION: | DEVICE FAMILY: Bolt On | MOUNTING: Surface | WIRING: 3-Phase 4-Wire | BUS SC RATING(A) 10000
FED FROM: T-EALOR SEC | | VOLTAGE: 208/120 | | FAULT CURRENT(A): 2322

OC AMPS P	NOTES	DESCRIPTION	DEMAND CODE	VA	CKT	PHASE LOADS VA A	B	C	CKT	VA	DEMAND CODE	DESCRIPTION	NOTES	OC AMPS P
20 1		CORRIDOR	LTS	1330	1	1830			2	500	GEN	FATC		20 1
20 1		AUTO DOORS	EQ	500	3		700		4	200	EQ	DPA		20 1
20 1		AUTO DOORS	EQ	500	5			500	6	0	SPARE	SPARE		20 1
20 1		CORRIDOR	LTS	760	7	760			8	0	SPARE	SPARE		20 1
20 1		AUTO DOORS	EQ	750	9		750		10	0	SPARE	SPARE		20 1
0 1		SPACE	SPACE	0	11			0	12	0	SPARE	SPARE		20 1
0 1		SPACE	SPACE	0	13	0			14	0	SPARE	SPARE		20 1
0 1		SPACE	SPACE	0	15		0		16	0	SPARE	SPARE		20 1
0 1		SPACE	SPACE	0	17			0	18	0	SPARE	SPARE		20 1
0 1		SPACE	SPACE	0	19	0			20	0	SPACE	SPACE		0 1
0 1		SPACE	SPACE	0	21		0		22	0	SPACE	SPACE		0 1
0 1		SPACE	SPACE	0	23			0	24	0	SPACE	SPACE		0 1
0 1		SPACE	SPACE	0	25	0			26	0	SPACE	SPACE		0 1
0 1		SPACE	SPACE	0	27		0		28	0	SPACE	SPACE		0 1
0 1		SPACE	SPACE	0	29			0	30	0	SPACE	SPACE		0 1
0 1		SPACE	SPACE	0	31	0			32	0	SPACE	SPACE		0 1
0 1		SPACE	SPACE	0	33		0		34	0	SPACE	SPACE		0 1
0 1		SPACE	SPACE	0	35			0	36	0	SPACE	SPACE		0 1
0 1		SPACE	SPACE	0	37	0			38	0	SPACE	SPACE		0 1
0 1		SPACE	SPACE	0	39		0		40	0	SPACE	SPACE		0 1
0 1		SPACE	SPACE	0	41			0	42	0	SPACE	SPACE		0 1

ALL CONNECTED	KVA	MAX PH AMPS	* PHASE TOTALS	VA	AMPS	BUS TOTALS	KVA
TOTAL CONNECTED	4.54	21.6	* A-N	2590.0	21.6	CONNECTED	4.54
TOTAL DEMAND	4.08	20.9	* B-N	1450.0	12.1	DEMAND	4.08
TOTAL DESIGN	4.60	25.3	* C-N	500.0	4.2	DESIGN	4.60

PANEL: ECHS | OC DEVICE TYPE: Breaker | ENCLOSURE: NEMA 1 | MAINS(A): 400A MLO | CONTINUOUS(A): 400
LOCATION: | DEVICE FAMILY: Bolt On | MOUNTING: Surface | WIRING: 3-Phase 4-Wire | BUS SC RATING(A) 35000
FED FROM: EXIST CR | | VOLTAGE: 480/277 | | FAULT CURRENT(A): 7184

OC AMPS P	NOTES	DESCRIPTION	DEMAND CODE	VA	CKT	PHASE LOADS VA A	B	C	CKT	VA	DEMAND CODE	DESCRIPTION	NOTES	OC AMPS P
35 1		ISO PNL 1E1B	REC	7500	1	20000			2	25000	REC	ISO PNL LSRA		70 2
35 1		ISO PNL 1E2B	REC	7500	3		20000		4	-		"		"
35 1		ISO PNL 1E3B	REC	7500	5			7500	6	0		SPACE		0 1
35 1		ISO PNL 1E4B	REC	7500	7	7500			8	0		SPACE		0 1
35 1		ISO PNL 1E5B	REC	7500	9		7500		10	0		SPACE		0 1
35 1		ISO PNL 1E6B	REC	7500	11			7500	12	0		SPACE		0 1
35 1		ISO PNL 1E7B	REC	7500	13	7500			14	0		SPACE		0 1
35 1		ISO PNL 1E8B	REC	7500	15		7500		16	0		SPACE		0 1
35 1		ISO PNL 1E9B	REC	7500	17			7500	18	0		SPACE		0 1
35 1		ISO PNL 1E10B	REC	7500	19	7500			20	0		SPACE		0 1
0 1		SPACE		0	21		0		22	0		SPACE		0 1
0 1		SPACE		0	23			0	24	0		SPACE		0 1
0 1		SPACE		0	25	0			26	0		SPACE		0 1
0 1		SPACE		0	27		0		28	0		SPACE		0 1
0 1		SPACE		0	29			0	30	0		SPACE		0 1
110 3		T-CL1C FDR	NONE	78120	31	26040			32	0		SPACE		0 1
"		"		-	33		26040		34	0		SPACE		0 1
"		"		-	35			26040	36	0		SPACE		0 1
110 3		T-ECLOR FDR	NONE	86218	37	34179			38	16320	NONE	T-CL1DS FDR		110 3
"		"		-	39		34179		40	-		"		"
"		"		-	41			34179	42	-		"		"

ALL CONNECTED	KVA	MAX PH AMPS	* PHASE TOTALS	VA	AMPS	BUS TOTALS	KVA
TOTAL CONNECTED	280.66	370.7	* A-N	102719.3	370.7	CONNECTED	280.66
TOTAL DEMAND	98.33	124.9	* B-N	95219.3	343.6	DEMAND	98.33
TOTAL DESIGN	106.59	134.8	* C-N	82719.3	298.5	DESIGN	106.59

PANEL: ECLOR | OC DEVICE TYPE: Breaker | ENCLOSURE: NEMA 1 | MAINS(A): 250A MCB | CONTINUOUS(A): 400
LOCATION: | DEVICE FAMILY: Bolt On | MOUNTING: Surface | WIRING: 3-Phase 4-Wire | BUS SC RATING(A) 10000
FED FROM: T-ECLOR SEC | | VOLTAGE: 208/120 | | FAULT CURRENT(A): 4728

OC AMPS P	NOTES	DESCRIPTION	DEMAND CODE	VA	CKT	PHASE LOADS VA A	B	C	CKT	VA	DEMAND CODE	DESCRIPTION	NOTES	OC AMPS P
30 2		UPS	EQ	4000	1	4000			2	4000	EQ	UPS		30 2
"		"		-	3		4000		4	-		"		"
20 1		ELECTRICAL ROOM	LTS	1760	5			3488	6	1728	LTS	O.R. 10		20 1
20 1		ELECTRICAL ROOM	REC	360	7	2088			8	1728	LTS	O.R. 9		20 1
20 1		COMM ROOM	REC	720	9		1800		10	1080	LTS	CORRIDOR		20 1
20 1		COMM ROOM	REC	720	11			1756	12	1036	LTS	CORRIDOR		20 1
20 1	PLUGMOLD	EQUIP STORAGE	REC	900	13	1620			14	720	REC	CORRIDOR		20 1
20 1	PLUGMOLD	EQUIP STORAGE	REC	900	15		1400		16	500	REC	O.R.10 FILM ILLUM		20 1
20 1	PLUGMOLD	EQUIP STORAGE	REC	1200	17			1700	18	500	REC	O.R. 10 MONITORS		20 1
20 1	PLUGMOLD	EQUIP STORAGE	REC	1200	19	2400			20	1200	REC	EQUIP STORAGE	PLUGMOLD	20 1
20 1	PLUGMOLD	EQUIP STORAGE	REC	1200	21		2400		22	1200	REC	EQUIP STORAGE	PLUGMOLD	20 1
20 1	PLUGMOLD	EQUIP STORAGE	REC	864	23			2064	24	1200	REC	EQUIP STORAGE	PLUGMOLD	20 1
20 1	PLUGMOLD	EQUIP STORAGE	REC	864	25	1944			26	1080	REC	EQUIP STORAGE	PLUGMOLD	20 1
20 1	PLUGMOLD	EQUIP STORAGE	REC	864	27		1764		28	900	REC	EQUIP STORAGE	PLUGMOLD	20 1
20 1	PLUGMOLD	EQUIP STORAGE	REC	864	29			1764	30	900	REC	EQUIP STORAGE	PLUGMOLD	20 1
20 1	PLUGMOLD	EQUIP STORAGE	REC	864	31	1364			32	500	REC	O.R. 10 MONITORS		20 1
20 1		O.R. 8	LTS	1728	33		2728		34	1000	REC	O.R. 9 MONITORS		20 1
20 1		O.R. 8	LTS	680	35			1180	36	500	REC	O.R. 9 FILM ILLUM		20 1
20 1		O.R. 7	LTS	1728	37	1978			38	250	REC	AUTO DOORS		20 1
20 1	FILM ILLUMIN	O.R. 7	REC	360	39		1080		40	720	REC	PUMP ROOM		20 1
20 1		SUB STERILE	REC	540	41			1260	42	720	REC	PUMP ROOM		20 1
20 1		PUMP ROOM	REC	720	43	1760			44	1040	LTS	FEMALE LOCKERS		20 1
20 1	MONITORS	O.R. 7	REC	360	45		2088		46	1728	LTS	O.R. 5		20 1
20 1		PUMP ROOM	REC	720	47			2050	48	1330	LTS	CORRIDOR		20 1
20 1	U.C. REFRIG	PUMP ROOM	REC	1200	49	2928			50	1728	LTS	O.R. 6		20 1
20 1		PUMP ROOM	REC	720	51		1080		52	360	REC	O.R. 6	MONITORS	20 1
20 1	FILM ILLUMIN	O.R. 8	REC	360	53			720	54	360	REC	O.R. 6	FILM ILLUMIN	20 1
20 1		CORRIDOR	REC	540	55	900			56	360	REC	O.R. 5	FILM ILLUMIN	20 1
20 1		MAKE-UP	LTS	1440	57		2400		58	960	EQ	SUB STERILE	U.C. REFRIG	20 1
20 1		STERILE STORAGE	LTS	1780	59			2680	60	900	REC	CLEAN SUPPLY		20 1
20 1		ELEC ROOM	LTS	1600	61	1850			62	250	EQ	AUTO DOORS		20 1
20 1		O.R. 11	LTS	1800	63		3190		64	1390	LTS	O.R. 3		20 1
20 1		ELEC ROOM	REC	180	65			2020	66	1840	LTS	O.R. 2		20 1
20 1		STERILE STORAGE	REC	360	67	1620			68	1260	REC	EQUIP STORAGE	PLUG MOLD	20 1
20 1		CLEAN STORAGE	REC	200	69		1460		70	1260	REC	EQUIP STORAGE	PLUG MOLD	20 1
20 1		CLEAN STORAGE	REC	720	71			1980	72	1260	REC	EQUIP STORAGE	PLUG MOLD	20 1
20 1		O.R. 4	LTS	1600	73	2860			74	1260	REC	EQUIP STORAGE	PLUG MOLD	20 1
20 1		RECOVERY	LTS	1424	75		1784		76	360	REC	O.R. 3	FILM ILLUMIN	20 1
20 1		RECOVERY	LTS	1420	77			1960	78	540	REC	O.R. 3	MONITOR	20 1
20 1		RECOVERY	LTS	1420	79	1780			80	360	REC	O.R. 2	FILM ILLUMIN	20 1
20 1		NURSE STATIOLN	REC	720	81		1080		82	360	REC	O.R. 1	FILM ILLUMIN	20 1
20 1		NURSE STATIOLN	REC	720	83			1680	84	960	LTS	O.R. 3		20 1
20 1	AUTODOOR	O.R. 11	EQ	250	85	1450			86	1200	EQ	EXIST FREEZER		20 1
20 1	MONITOR	O.R. 11	REC	200	87		1400		88	1200	EQ	MEDTRONIC CABINET		20 1
20 1		CO2 MANIFOLD	EQ	200	89			1400	90	1200	EQ	EXIST FREEZER		20 1
20 1		POWER POLE	REC	720	91	970			92	250	REC	AUTO DOORS		20 1
20 1		POWER POLE	REC	720	93		900		94	180	REC	ANES WORK		20 1
20 1		POWER POLE	REC	720	95			1920	96	1200	EQ	EQUIPMENT STORAGE	REFRIGERATOR	20 1
20 1		POWER POLE	REC	720	97	720			98	0	SPACE	SPACE		0 1
0 1		SPACE	SPACE	0	99		0		100	0	SPACE	SPACE		0 1
0 1		SPACE	SPACE	0	101			0	102	0	SPACE	SPACE		0 1
0 1		SPACE	SPACE	0	103	0			104	0	SPACE	SPACE		0 1
0 1		SPACE	SPACE	0	105		0		106	0	SPACE	SPACE		0 1
0 1		SPACE	SPACE	0	107			0	108	0	SPACE	SPACE		0 1
0 1		SPACE	SPACE	0	109	0			110	0	SPACE	SPACE		0 1
0 1		SPACE	SPACE	0	111		0		112	0	SPACE	SPACE		0 1
0 1		SPACE	SPACE	0	113			0	114	0	SPACE	SPACE		0 1
0 1		SPACE	SPACE	0	115	0			116	0	SPACE	SPACE		0 1
0 1		SPACE	SPACE	0	117		0		118	0	SPACE	SPACE		0 1
0 1		SPACE	SPACE	0	119			0	120	0	SPACE	SPACE		0 1
0 1		SPACE	SPACE	0	121	0			122	0	SPACE	SPACE		0 1
0 1		SPACE	SPACE	0	123		0		124	0	SPACE	SPACE		0 1
0 1		SPACE	SPACE	0	125			0	126	0	SPACE	SPACE		0 1

ALL CONNECTED	KVA	MAX PH AMPS	* PHASE TOTALS	VA	AMPS	BUS TOTALS	KVA
TOTAL CONNECTED	92.41	268.4	* A-N	32232.0	268.4	CONNECTED	92.41
TOTAL DEMAND	63.13	180.5	* B-N	30554.0	254.4	DEMAND	63.13
TOTAL DESIGN	71.62	203.1	* C-N	29622.0	246.7	DESIGN	71.62

PANEL: ECOR | OC DEVICE TYPE: Breaker | ENCLOSURE: NEMA 1 | MAINS(A): 150A MLO | CONTINUOUS(A): 225
LOCATION: | DEVICE FAMILY: Bolt On | MOUNTING: Surface | WIRING: 3-Phase 4-Wire | BUS SC RATING(A) 35000
FED FROM: EXIST CBDP | | VOLTAGE: 480/277 | | FAULT CURRENT(A): 4740

OC AMPS P	NOTES	DESCRIPTION	DEMAND CODE	VA	CKT	PHASE LOADS VA A	B	C	CKT	VA	DEMAND CODE	DESCRIPTION	NOTES	OC AMPS P
35 1		ISO PNL 1E1A	REC	7500	1	9167			2	5000	NONE	CH1C FDR		60 3
35 1		ISO PNL 1E2A	REC	7500	3		9167		4	-		"		"
35 1		ISO PNL 1E3A	REC	7500	5			9167	6	-		"		"
35 1		ISO PNL 1E4A	REC	7500	7	7500			8	0		SPACE		0 1
35 1		ISO PNL 1E5A	REC	7500	9		7500		10	0		SPACE		0 1
35 1		ISO PNL 1E6A	REC	7500	11			7500	12	0		SPACE		0 1
35 1		ISO PNL 1E7A	REC	7500	13	7500			14	0		SPACE		0 1
35 1		ISO PNL 1E8A	REC	7500	15		7500		16	0		SPACE		0 1
35 1		ISO PNL 1E9A	REC	7500	17			7500	18	0		SPACE		0 1
35 1		ISO PNL 1E10A	REC	7500	19	7500			20	0		SPACE		0 1
0 1		SPACE		0	21		0		22	0		SPACE		0 1
0 1		SPACE		0	23			0	24	0		SPACE		0 1
0 1		SPACE		0	25	0			26	0		SPACE		0 1
0 1		SPACE		0	27		0		28	0		SPACE		0 1
0 1		SPACE		0	29			0	30	0		SPACE		0 1
0 1		SPACE		0	31	0			32	0		SPACE		0 1
0 1		SPACE		0	33		0		34	0		SPACE		0 1
0 1		SPACE		0	35			0	36	0		SPACE		0 1
0 1		SPACE		0	37	0			38	0		SPACE		0 1
0 1		SPACE		0	39		0		40	0		SPACE		0 1
0 1		SPACE		0	41			0	42	0		SPACE		0 1

ALL CONNECTED	KVA	MAX PH AMPS	* PHASE TOTALS	VA	AMPS	BUS TOTALS	KVA
TOTAL CONNECTED	80.00	114.3	* A-N	31666.7	114.3	CONNECTED	80.00
TOTAL DEMAND	30.00	39.7	* B-N	24166.7	87.2	DEMAND	30.00
TOTAL DESIGN	31.25	41.2	* C-N	24166.7	87.2	DESIGN	31.25

PANEL: EQHS | OC DEVICE TYPE: Breaker | ENCLOSURE: NEMA 1 | MAINS(A): 600A MLO | CONTINUOUS(A): 600
LOCATION: | DEVICE FAMILY: Bolt On | MOUNTING: Surface | WIRING: 3-Phase 4-Wire | BUS SC RATING(A) 42000
FED FROM: EXIST DPEQC | | VOLTAGE: 480/277 | | FAULT CURRENT(A): 15015

CUBICLE NO	DESCRIPTION	CONNECTED kVA	DEMAND kVA	DESIGN kVA	DESIGN MAX AMPS	OC DEVICE TYPE	SIZE	P	NOTES
1	STERILIZER	1.44	0.72	0.72	0.87		15	3	
2	STERILIZER	1.44	0.72	0.72	0.87		15	3	
3	STERILIZER	1.44	0.72	0.72	0.87		15	3	
4	DECONTAM	8.16	5.71	5.71	6.87		25	3	
5	DECONTAM	8.16	5.71	5.71	6.87		25	3	
6	DECONTAM	8.16	4.08	4.08	4.91		25	3	
7	DECONTAM	3.36	2.35	2.35	2.83		15	3	
8	CART WASH	6.48	4.54	4.54	5.46		25	3	
9	RTU-3	17.45	12.22	12.22	14.69		40	3	SUPPLY
10	RTU-3	6.32	4.42	4.42	5.32		15	3	RETURN
11	EF-6	1.33	0.93	0.93	1.12		15	3	
12	ACC-1	232.68	162.88	162.88	195.91		350	3	
13	EF-4	1.75	1.22	1.22	1.47		15	3	
14	RTU-1	33.24	23.27	23.27	27.99		80	3	SUPPLY
15	RTU-1	33.24	23.27	23.27	27.99		80	3	SUPPLY
16	EF-2	1.33	0.93	0.93	1.12		15	3	
17	IEF-3	6.32	4.42	4.42	5.32		15	3	
18	RTU-2	33.24	23.27	23.27	27.99		80	3	SUPPLY
19	RTU-2	33.24	23.27	23.27	27.99		80	3	SUPPLY
20	T-EQLOR FDR	21.29	15.28	15.28	18.37		70	3	
21	AIR COMPRESSOR	33.26	33.26	41.57	50.00		80	3	
22	RTU-1	11.63	8.14	8.14	9.80		30	3	RETURN
23	RTU-1	11.63	8.14	8.14	9.80		30	3	RETURN
24	RTU-2	11.63	8.14	8.14	9.80		30	3	RETURN
25	RTU-2	11.63	8.14	8.14	9.80		30	3	RETURN
26	EQHT FDR	66.39	33.91	33.91	53.38		250	3	
27	SPACE	0.00	0.00	0.00	0.00		0	3	
28	SPACE	0.00	0.00	0.00	0.00		0	3	
29	SPACE	0.00	0.00	0.00	0.00		0	3	

ALL CONNECTED	KVA	MAX PH AMPS	* PHASE TOTALS	VA	AMPS	BUS TOTALS	KVA
TOTAL CONNECTED	606.23	729.2	* A-N	202077.7	729.2	CONNECTED	606.23
TOTAL DEMAND	419.65	504.8	* B-N	202077.7	729.2	DEMAND	419.65
TOTAL DESIGN	427.97	514.8	* C-N	202077.7	729.2	DESIGN	427.97

PANEL: EQLOR | OC DEVICE TYPE: Breaker | ENCLOSURE: NEMA 1 | MAINS(A): 150A MCB | CONTINUOUS(A): 225
LOCATION: | DEVICE FAMILY: Bolt On | MOUNTING: Surface | WIRING: 3-Phase 4-Wire | BUS SC RATING(A) 10000
FED FROM: T-EQLOR SEC | | VOLTAGE: 208/120 | | FAULT CURRENT(A): 3094

OC AMPS P	NOTES	DESCRIPTION	DEMAND CODE	VA	CKT	PHASE LOADS VA A	B	C	CKT	VA	DEMAND CODE	DESCRIPTION	NOTES	OC AMPS P
40 3		DECONTAM	MOTOR	5408	1	2603			2	800	HVAC	VAV		20 1
"		"		-	3		2303		4	500	EQ	OR AUTO DOORS		20 1
"		"		-	5			3003	6	1200	HVAC	VAV		20 1
20 1		STERILIZER CONTROLS	EQ	500	7	750			8	250	EQ	OR AUTO DOORS		20 1
20 1		WATER TREATMENT SYS	EQ	500	9		1300		10	800	HVAC	VAV		20 1
20 1		VAV	HVAC	1300	11			1550	12	250	EQ	OR AUTO DOORS		20 1
20 1		OR AUTO DOORS	EQ	500	13	1000			14	500	EQ	OR AUTO DOORS		20 1
20 1		VAV	HVAC	600	15		1100		16	500	HVAC	VAV		20 1
20 1		VAV	HVAC	1100	17			2276	18	1176	MOTOR	IEF-1		20 1
20 1		OR AUTO DOORS	EQ	500	19	1676			20	1176	MOTOR	EF-7		20 1
20 1		FIRE/SMOKE DAMPERS	MOTOR	300	21		1476		22	1176	MOTOR	EF-5		20 1
20 1		FIRE/SMOKE DAMPERS	MOTOR	1000	23			1250	24	250	EQ	AUTODOOR		20 1
20 1		FIRE/SMOKE DAMPERS	MOTOR	300	25	300			26	0	SPARE	SPARE		20 1
20 1		FIRE/SMOKE DAMPERS	MOTOR	700	27		700		28	0	SPARE	SPARE		20 1
0 1		SPACE	SPACE	0	29			0	30	0	SPARE	SPARE		20 1
0 1		SPACE	SPACE	0	31	0			32	0	SPARE	SPARE		20 1
0 1		SPACE	SPACE	0	33		0		34	0	SPARE	SPARE		20 1
0 1		SPACE	SPACE	0	35			0	36	0	SPARE	SPARE		20 1
0 1		SPACE	SPACE	0	37	0			38	0	SPARE	SPARE		20 1
0 1		SPACE	SPACE	0	39		0		40	0	SPACE	SPACE		0 1
0 1		SPACE	SPACE	0	41			0	42	0	SPACE	SPACE		0 1
0 1		SPACE	SPACE	0	43	0			44	0	SPACE	SPACE		0 1
0 1		SPACE	SPACE	0	45		0		46	0	SPACE	SPACE		0 1
0 1		SPACE	SPACE	0	47			0	48	0	SPACE	SPACE		0 1
0 1		SPACE	SPACE	0	49	0			50	0	SPACE	SPACE		0 1
0 1		SPACE	SPACE	0	51		0		52	0	SPACE	SPACE		0 1
0 1		SPACE	SPACE	0	53			0	54	0	SPACE	SPACE		0 1
0 1		SPACE	SPACE	0	55	0			56	0	SPACE	SPACE		0 1
0 1		SPACE	SPACE	0	57		0		58	0	SPACE	SPACE		0 1
0 1		SPACE	SPACE	0	59			0	60	0	SPACE	SPACE		0 1
0 1		SPACE	SPACE	0	61	0			62	0	SPACE	SPACE		0 1
0 1		SPACE	SPACE	0	63		0		64	0	SPACE	SPACE		0 1
0 1		SPACE	SPACE	0	65			0	66	0	SPACE	SPACE		0 1
0 1		SPACE	SPACE	0	67	0			68	0	SPACE	SPACE		0 1
0 1		SPACE	SPACE	0	69		0		70	0	SPACE	SPACE		0 1
0 1		SPACE	SPACE	0	71			0	72	0	SPACE	SPACE		0 1
0 1		SPACE	SPACE	0	73	0			74	0	SPACE	SPACE		0 1
0 1		SPACE	SPACE	0	75		0		76	0	SPACE	SPACE		0 1
0 1		SPACE	SPACE	0	77			0	78	0	SPACE	SPACE		0 1
0 1		SPACE	SPACE	0	79	0			80	0	SPACE	SPACE		0 1
0 1		SPACE	SPACE	0	81		0		82	0	SPACE	SPACE		0 1
0 1		SPACE	SPACE	0	83			0	84	0	SPACE	SPACE		0 1

ALL CONNECTED	KVA	MAX PH AMPS	* PHASE TOTALS	VA	AMPS	BUS TOTALS	KVA
TOTAL CONNECTED	21.29	67.3	* A-N	6328.7	52.7	CONNECTED	21.29
TOTAL DEMAND	15.28	47.5	* B-N	6878.7	57.3	DEMAND	15.28
TOTAL DESIGN	15.28	47.5	* C-N	8078.7	67.3	DESIGN	15.28

PANEL: NHS | OC DEVICE TYPE: Breaker | ENCLOSURE: NEMA 1 | MAINS(A): 225A MLO | CONTINUOUS(A): 225
LOCATION: | DEVICE FAMILY: Bolt On | MOUNTING: Surface | WIRING: 3-Phase 4-Wire | BUS SC RATING(A) 18000
FED FROM: EXIST NPDP | | VOLTAGE: 480/277 | | FAULT CURRENT(A): 7666

OC AMPS P	NOTES	DESCRIPTION	DEMAND CODE	VA	CKT	PHASE LOADS VA A	B	C	CKT	VA	DEMAND CODE	DESCRIPTION	NOTES	OC AMPS P
80 3		EXIST RTU-97-9	MOTOR	33240	1	11080			2					
"		"		-	3		11080		4					
"		"		-	5			11080	6					
					7				8					
					9				10					
					11				12					
					13				14					
					15				16					
					17				18					
					19				20					
					21				22					
					23				24					
					25				26					
					27				28					
					29				30					
60 3		H1C FDR	NONE	4000	31	1333			32					
"		"		-	33		1333		34					
"		"		-	35			1333	36					
110 3		T-NLOR FDR	NONE	27754	37	24431			38	45540	NONE	T-L1C FDR		110 3
"		"		-	39		24431		40	-		"		"
"		"		-	41			24431	42	-		"		"

ALL CONNECTED	KVA	MAX PH AMPS	* PHASE TOTALS	VA	AMPS	BUS TOTALS	KVA
TOTAL CONNECTED	110.53	133.0	* A-N	36844.7	133.0	CONNECTED	110.53
TOTAL DEMAND	57.86	69.6	* B-N	36844.7	133.0	DEMAND	57.86
TOTAL DESIGN	60.71	73.0	* C-N	36844.7	133.0	DESIGN	60.71

PANEL: NLOR | OC DEVICE TYPE: Breaker | ENCLOSURE: NEMA 1 | MAINS(A): 250A MCB | CONTINUOUS(A): 400
LOCATION: | DEVICE FAMILY: Bolt On | MOUNTING: Surface | WIRING: 3-Phase 4-Wire | BUS SC RATING(A) 10000
FED FROM: T-NLOR SEC | | VOLTAGE: 208/120 | | FAULT CURRENT(A): 4786

OC AMPS P	NOTES	DESCRIPTION	DEMAND CODE	VA	CKT	PHASE LOADS VA A	B	C	CKT	VA	DEMAND CODE	DESCRIPTION	NOTES	OC AMPS P
20 1		SURGERY VENDOR	LTS	1324	1	2124			2	800	LTS	O.R. 5		20 1
20 1		SURGERY VENDOR	REC	1080	3		2604		4	1524	LTS	DICTATION		20 1
20 1		EQUIP STORAGE	REC	1080	5			1548	6	468	LTS	O.R. 11		20 1
20 1	PLUGMOLD	EQUIP STORAGE	REC	1200	7	1920			8	720	REC	PASSAGE		20 1
20 1	PLUGMOLD	EQUIP STORAGE	REC	1200	9		2280		10	1080	REC	MAKE-UP		20 1
20 1	PLUGMOLD	EQUIP STORAGE	REC	1200	11			2280	12	1080	REC	CSS OFFICE		20 1
20 1	PLUGMOLD	EQUIP STORAGE	REC	1260	13	2160			14	900	REC	SURGERY VENDOR		20 1
20 1	PLUGMOLD	EQUIP STORAGE	REC	1260	15		2376		16	1116	LTS	O.R. 3		20 1
20 1		O.R. 4	LTS	670	17			1930	18	1260	REC	EQUIPMENT STORAGE	PLUG MOLD	20 1
20 1		CORRIDOR	LTS	1512	19	2772			20	1260	REC	EQUIPMENT STORAGE	PLUG MOLD	20 1
20 1	PLUGMOLD	EQUIP STORAGE	REC	1080	21		1260		22	180	REC	EQUIP STORAGE		20 1
20 1	PLUGMOLD	EQUIP STORAGE	REC	1260	23			2160	24	900	REC	CORRIDOR		20 1
20 1	PLUGMOLD	EQUIP STORAGE	REC	1260	25	1800			26	540	REC	ANES WORK		20 1
20 1		ROOF RECEPTS	REC	1080	27		1980		28	900	REC	EQUIPMENT STORAGE		20 1
20 1		SPARE	SPARE	0	29			0	30	0	SPARE	SPARE		20 1
20 1		SPARE	SPARE	0	31	0			32	0	SPARE	SPARE		20 1
20 1		SPARE	SPARE	0	33		0		34	0	SPARE	SPARE		20 1
20 1		SPARE	SPARE	0	35			0	36	0	SPARE	SPARE		20 1
20 1		SPARE	SPARE	0	37	0			38	0	SPACE	SPACE		0 1
20 1		SPARE	SPARE	0	39		0		40	0	SPACE	SPACE		0 1
0 1		SPACE	SPACE	0	41			0	42	0	SPACE	SPACE		0 1
0 1		SPACE	SPACE	0	43	0			44	0	SPACE	SPACE		0 1
0 1		SPACE	SPACE	0	45		0		46	0	SPACE	SPACE		0 1
0 1		SPACE	SPACE	0	47			0	48	0	SPACE	SPACE		0 1
0 1		SPACE	SPACE	0	49	0			50	0	SPACE	SPACE		0 1
0 1		SPACE	SPACE	0	51		0		52	0	SPACE	SPACE		0 1
0 1		SPACE	SPACE	0	53			0	54	0	SPACE	SPACE		0 1
0 1		SPACE	SPACE	0	55	0			56	0	SPACE	SPACE		0 1
0 1		SPACE	SPACE	0	57		0		58	0	SPACE	SPACE		0 1
0 1		SPACE	SPACE	0	59			0	60	0	SPACE	SPACE		0 1
0 1		SPACE	SPACE	0	61	0			62	0	SPACE	SPACE		0 1
0 1		SPACE	SPACE	0	63		0		64	0	SPACE	SPACE		0 1
0 1		SPACE	SPACE	0	65			0	66	0	SPACE	SPACE		0 1
0 1		SPACE	SPACE	0	67	0			68	0	SPACE	SPACE		0 1
0 1		SPACE	SPACE	0	69		0		70	0	SPACE	SPACE		0 1
0 1		SPACE	SPACE	0	71			0	72	0	SPACE	SPACE		0 1
0 1		SPACE	SPACE	0	73	0			74	0	SPACE	SPACE		0 1
0 1		SPACE	SPACE	0	75		0		76	0	SPACE	SPACE		0 1
0 1		SPACE	SPACE	0	77			0	78	0	SPACE	SPACE		0 1
0 1		SPACE	SPACE	0	79	0			80	0	SPACE	SPACE		0 1
0 1		SPACE	SPACE	0	81		0		82	0	SPACE	SPACE		0 1
0 1		SPACE	SPACE	0	83			0	84	0	SPACE	SPACE		0 1

ALL CONNECTED	KVA	MAX PH AMPS	* PHASE TOTALS	VA	AMPS	BUS TOTALS	KVA
TOTAL CONNECTED	29.19	89.7	* A-N	10776.0	89.7	CONNECTED	29.19
TOTAL DEMAND	16.13	54.1	* B-N	10500.0	87.4	DEMAND	16.13
TOTAL DESIGN	17.98	61.6	* C-N	7918.0	65.9	DESIGN	17.98

Panel Ratings

PANEL: EQHT | OC DEVICE TYPE: Breaker | ENCLOSURE: NEMA 1 | MAINS(A): 250A MLO | CONTINUOUS(A): 400
LOCATION: | DEVICE FAMILY: Bolt On | MOUNTING: Surface | WIRING: 3-Phase 4-Wire | BUS SC RATING(A) 14000
FED FROM: EQHS | | VOLTAGE: 480/277 | | FAULT CURRENT(A): 10246

OC AMPS P	NOTES	DESCRIPTION	DEMAND CODE	VA	CKT	PHASE LOADS VA A	B	C	CKT	VA	DEMAND CODE	DESCRIPTION	NOTES	OC AMPS P
40 1	GFEP BRKR	HEAT TRACE	HEAT	6980	1	13960			2	6980	HEAT	HEAT TRACE	GFEP BRKR	40 1
40 1	GFEP BRKR	HEAT TRACE	HEAT	6980	3		13960		4	6980	HEAT	HEAT TRACE	GFEP BRKR	40 1
40 1	GFEP BRKR	HEAT TRACE	HEAT	6980	5			13960	6	6980	HEAT	HEAT TRACE	GFEP BRKR	40 1
40 1	GFEP BRKR	HEAT TRACE	HEAT	6980	7	13960			8	6980	HEAT	HEAT TRACE	GFEP BRKR	40 1
40 1	GFEP BRKR	HEAT TRACE	HEAT	6980	9		7423		10	1329	MOTOR	RECIRC PUMP	RTU-1	15 3
15 3	RTU-2	RECIRC PUMP	MOTOR	1329	11			886	12	-		"		"
"		"		-	13	886			14	-		"		"
"		"		-	15		443		16	0		SPACE		0 1
15 3	RTU-3	RECIRC PUMP	MOTOR	914	17			305	18	0		SPACE		0 1
"		"		-	19	305			20	0		SPACE		0 1
"		"		-	21		305		22	0		SPACE		0 1
0 1		SPACE		0	23			0	24	0		SPACE		0 1
0 1		SPACE		0	25	0			26	0		SPACE		0 1
0 1		SPACE		0	27		0		28	0		SPACE		0 1
0 1		SPACE		0	29			0	30	0		SPACE		0 1
0 1		SPACE		0	31	0			32	0		SPACE		0 1
0 1		SPACE		0	33		0		34	0		SPACE		0 1
0 1		SPACE		0	35			0	36	0		SPACE		0 1
0 1		SPACE		0	37	0			38	0		SPACE		0 1
0 1		SPACE		0	39		0		40	0		SPACE		0 1
0 1		SPACE		0	41			0	42	0		SPACE		0 1

ALL CONNECTED	KVA	MAX PH AMPS	* PHASE TOTALS	VA	AMPS	BUS TOTALS	KVA
TOTAL CONNECTED	66.39	105.0	* A-N	29110.7	105.0	CONNECTED	66.39
TOTAL DEMAND	33.91	53.4	* B-N	22130.7	79.9	DEMAND	33.91
TOTAL DESIGN	33.91	53.4	* C-N	15150.7	54.7	DESIGN	33.91

NOTE: PROVIDE 2#8, 1#8G IN 3/4"C FOR EACH HEAT TRACE CIRCUIT.

Only highlighted or clouded revisions are approved on this review. All previous comments apply.

City of Aurora Building Division
Reviewed for Code Compliance
Approved as Noted: *W. Griffin*
Date: *Dec 10, 2015*
2009 INTERNATIONAL CODES & 2014 NEC

PANEL: CH1C | OC DEVICE TYPE: Breaker | ENCLOSURE: NEMA 1 | MAINS(A): 60A MLO | CONTINUOUS(A): 60
LOCATION: | DEVICE FAMILY: Bolt On | MOUNTING: Surface | WIRING: 3-Phase 4-Wire | BUS SC RATING(A) 18000
FED FROM: ECOR | | VOLTAGE: 480/277 | | FAULT CURRENT(A): 1910

OC AMPS P	NOTES	DESCRIPTION	DEMAND CODE	VA	CKT	PHASE LOADS VA A	B	C	CKT	VA	DEMAND CODE	DESCRIPTION	NOTES	OC AMPS P
20 1		EXISTING CKT	LTS	1000	1	2000			2	1000	LTS	EXISTING CKT		20 1
20 1		EXISTING CKT	LTS	1000	3		2000		4	1000	LTS	EXISTING CKT		20 1
20 1		EXISTING CKT	LTS	1000	5			1000	6	0		SPARE		20 1
20 1		SPARE		0	7	0			8	0		SPARE		20 1
20 1		SPARE		0	9		0		10	0		SPARE		20 1
20 1		SPARE		0	11			0	12	0		SPARE		20 1
0 1		SPACE		0	13	0			14	0		SPACE		0 1
0 1		SPACE		0	15		0		16	0		SPACE		0 1
0 1		SPACE		0	17			0	18	0		SPACE		0 1
0 1		SPACE		0	19	0			20	0		SPACE		0 1
0 1		SPACE		0	21		0		22	0		SPACE		0 1
0 1		SPACE		0	23			0	24	0		SPACE		0 1
0 1		SPACE		0	25	0			26	0		SPACE		0 1
0 1		SPACE		0	27		0		28	0		SPACE		0 1
0 1		SPACE		0	29			0	30	0		SPACE		0 1
0 1		SPACE		0	31	0			32	0		SPACE		0 1
0 1		SPACE		0	33		0		34	0		SPACE		0 1
0 1		SPACE		0	35			0	36	0		SPACE		0 1
0 1		SPACE		0	37	0			38	0		SPACE		0 1
0 1		SPACE		0	39		0		40	0		SPACE		0 1
0 1		SPACE		0	41			0	42	0		SPACE		0 1

ALL CONNECTED	KVA	MAX PH AMPS	* PHASE TOTALS	VA	AMPS	BUS TOTALS	KVA
TOTAL CONNECTED	5.00	7.2	* A-N	2000.0	7.2	CONNECTED	5.00
TOTAL DEMAND	5.00	7.2	* B-N	2000.0	7.2	DEMAND	5.00
TOTAL DESIGN	6.25	9.0	* C-N	1000.0	3.6	DESIGN	6.25

PANEL: CL1C | OC DEVICE TYPE: Breaker | ENCLOSURE: NEMA 1 | MAINS(A): 250A MCB | CONTINUOUS(A): 400
LOCATION: | DEVICE FAMILY: Bolt On | MOUNTING: Surface | WIRING: 3-Phase 4-Wire | BUS SC RATING(A) 10000
FED FROM: T-CL1C SEC | | VOLTAGE: 208/120 | | FAULT CURRENT(A): 3936

OC AMPS P	NOTES	DESCRIPTION	DEMAND CODE	VA	CKT	PHASE LOADS VA A	B	C	CKT	VA	DEMAND CODE	DESCRIPTION	NOTES	OC AMPS P
20 1		EXISTING CKT	REC	540	1	1080			2	540	REC	EXISTING CKT		20 1
20 1		EXISTING CKT	REC	540	3		1080		4	540	REC	EXISTING CKT		20 1
20 1		EXISTING CKT	REC	540	5			1080	6	540	REC	EXISTING CKT		20 1
20 1		EXISTING CKT	REC	540	7	1080			8	540	REC	EXISTING CKT		20 1
20 1		EXISTING CKT	REC	540	9		1080		10	540	REC	EXISTING CKT		20 1
20 1		EXISTING CKT	REC	540	11			1080	12	540	REC	EXISTING CKT		20 1
20 1		EXISTING CKT	REC	540	13	1080			14	540	REC	EXISTING CKT		20 1
20 1		EXISTING CKT	REC	540	15		1080		16	540	REC	EXISTING CKT		20 1
20 1		EXISTING CKT	REC	540	17			1080	18	540	REC	EXISTING CKT		20 1
20 1		EXISTING CKT	REC	540	19	1080			20	540	REC	EXISTING CKT		20 1
20 1		EXISTING CKT	REC	540	21		1080		22	540	REC	EXISTING CKT		20 1
20 1		EXISTING CKT	REC	540	23			1080	24	540	REC	EXISTING CKT		20 1
20 1		EXISTING CKT	REC	540	25	1080			26	540	REC	EXISTING CKT		20 1
20 1		EXISTING CKT	REC	540	27		1080		28	540	REC	EXISTING CKT		20 1
20 1		EXISTING CKT	REC	540	29			1080	30	540	REC	EXISTING CKT		20 1
20 1		EXISTING CKT	REC	540	31	1080			32	540	REC	EXISTING CKT		20 1
20 1		EXISTING CKT	REC	540	33		1080		34	540	REC	EXISTING CKT		20 1
20 1		SPARE		0	35			540	36	540	REC	EXISTING CKT		20 1
20 1		SPARE		0	37	540			38	540	REC	EXISTING CKT		20 1
20 1		SPARE		0	39		540		40	540	REC	EXISTING CKT		20 1
20 1		SPARE		0	41			540	42	540	REC	EXISTING CKT		20 1
20 1		SPARE		0	43	0			44	0		SPACE		0 1
20 1		SPARE		0	45		0		46	0		SPACE		0 1
20 1		SPARE		0	47			0	48	0		SPACE		0 1
20 1		SPARE		0	49	0			50	0		SPACE		0 1
0 1		SPACE		0	51		0		52	0		SPACE		0 1
0 1		SPACE		0	53			0	54	0		SPACE		0 1
0 1		SPACE		0	55	0			56	0		SPACE		0 1
0 1		SPACE		0	57		0		58	0		SPACE		0 1
0 1		SPACE		0	59			0	60	0		SPACE		0 1
0 1		SPACE		0	61	0			62	0		SPACE		0 1
0 1		SPACE		0	63		0		64	0		SPACE		0 1
0 1		SPACE		0	65			0	66	0		SPACE		0 1
0 1		SPACE		0	67	0			68	0		SPACE		0 1
0 1		SPACE		0	69		0		70	0		SPACE		0 1
0 1		SPACE		0	71			0	72	0		SPACE		0 1
0 1		SPACE		0	73	0			74	0		SPACE		0 1
0 1		SPACE		0	75		0		76	0		SPACE		0 1
0 1		SPACE		0	77			0	78	0		SPACE		0 1
100 3		EXIST PNL CL1D	REC	28800	79	19200			80	28800	REC	EXIST PNL CL1E		100 3
"		"		-	81		19200		82	-		"		"
"		"		-	83			19200	84	-		"		"

ALL CONNECTED	KVA	MAX PH AMPS	* PHASE TOTALS	VA	AMPS	BUS TOTALS	KVA
TOTAL CONNECTED	78.12	218.3	* A-N	26220.0	218.3	CONNECTED	78.12
TOTAL DEMAND	25.62	71.4	* B-N	26220.0	218.3	DEMAND	25.62
TOTAL DESIGN	25.62	71.4	* C-N	25680.0	213.8	DESIGN	25.62

PANEL: CL1DS | OC DEVICE TYPE: Breaker | ENCLOSURE: NEMA 1 | MAINS(A): 250A MCB | CONTINUOUS(A): 400
LOCATION: | DEVICE FAMILY: Bolt On | MOUNTING: Surface | WIRING: 3-Phase 4-Wire | BUS SC RATING(A) 10000
FED FROM: T-CL1DS SEC | | VOLTAGE: 208/120 | | FAULT CURRENT(A): 3936

OC AMPS P	NOTES	DESCRIPTION	DEMAND CODE	VA	CKT	PHASE LOADS VA A	B	C	CKT	VA	DEMAND CODE	DESCRIPTION	NOTES	OC AMPS P
20 1		EXISTING CKT	REC	540	1	6540			2	12000	REC	EXISTING CKT		80 2
20 1		EXISTING CKT	REC	540	3		6540		4	-		"		"
20 1		EXISTING CKT	REC	540	5			540	6	0		SPARE		20 1
20 1		EXISTING CKT	REC	540	7	540			8	0		SPARE		20 1
20 1		EXISTING CKT	REC	540	9		540		10	0		SPARE		20 1
20 1		EXISTING CKT	REC	540	11			540	12	0		SPARE		20 1
20 1		EXISTING CKT	REC	540	13	540			14	0		SPARE		20 1
20 1		EXISTING CKT	REC	540	15		540		16	0		SPARE		20 1
0 1		SPACE		0	17			0	18	0		SPACE		0 1
0 1		SPACE		0	19	0			20	0		SPACE		0 1
0 1		SPACE		0	21		0		22	0		SPACE		0 1
0 1		SPACE		0	23			0	24	0		SPACE		0 1
0 1		SPACE		0	25	0			26	0		SPACE		0 1
0 1		SPACE		0	27		0		28	0		SPACE		0 1
0 1		SPACE		0	29			0	30	0		SPACE		0 1
0 1		SPACE		0	31	0			32	0		SPACE		0 1
0 1		SPACE		0	33		0		34	0		SPACE		0 1
0 1		SPACE		0	35			0	36	0		SPACE		0 1
0 1		SPACE		0	37	0			38	0		SPACE		0 1
0 1		SPACE		0	39		0		40	0		SPACE		0 1
0 1		SPACE		0	41			0	42	0		SPACE		0 1

ALL CONNECTED	KVA	MAX PH AMPS	* PHASE TOTALS	VA	AMPS	BUS TOTALS	KVA
TOTAL CONNECTED	16.32	63.5	* A-N	7620.0	63.5	CONNECTED	16.32
TOTAL DEMAND	6.53	25.4	* B-N	7620.0	63.5	DEMAND	6.53
TOTAL DESIGN	6.53	25.4	* C-N	1080.0	9.0	DESIGN	6.53

PANEL: H1C | OC DEVICE TYPE: Breaker | ENCLOSURE: NEMA 1 | MAINS(A): 60A MLO | CONTINUOUS(A): 60
LOCATION: | DEVICE FAMILY: Bolt On | MOUNTING: Surface | WIRING: 3-Phase 4-Wire | BUS SC RATING(A) 18000
FED FROM: NEW NHS | | VOLTAGE: 480/277 | | FAULT CURRENT(A): 2307

OC AMPS P	NOTES	DESCRIPTION	DEMAND CODE	VA	CKT	PHASE LOADS VA A	B	C	CKT	VA	DEMAND CODE	DESCRIPTION	NOTES	OC AMPS P
20 1		EXISTING CKT	LTS	1000	1	2000			2	1000	LTS	EXISTING CKT		20 1
20 1		EXISTING CKT	LTS	1000	3		2000		4	1000	LTS	EXISTING CKT		20 1
20 1		SPARE		0	5			0	6	0		SPARE		20 1
20 1		SPARE		0	7	0			8	0		SPARE		20 1
20 1		SPARE		0	9		0		10	0		SPARE		20 1
20 1		SPARE		0	11			0	12	0		SPARE		20 1
20 1		SPARE		0	13	0			14	0		SPARE		20 1
0 1		SPACE		0	15		0		16	0		SPACE		0 1
0 1		SPACE		0	17			0	18	0		SPACE		0 1
0 1		SPACE		0	19	0			20	0		SPACE		0 1
0 1		SPACE		0	21		0		22	0		SPACE		0 1
0 1		SPACE		0	23			0	24	0		SPACE		0 1
0 1		SPACE		0	25	0			26	0		SPACE		0 1
0 1		SPACE		0	27		0		28	0		SPACE		0 1
0 1		SPACE		0	29			0	30	0		SPACE		0 1
0 1		SPACE		0	31	0			32	0		SPACE		0 1
0 1		SPACE		0	33		0		34	0		SPACE		0 1
0 1		SPACE		0	35			0	36	0		SPACE		0 1
0 1		SPACE		0	37	0			38	0		SPACE		0 1
0 1		SPACE		0	39		0		40	0		SPACE		0 1
0 1		SPACE		0	41			0	42	0		SPACE		0 1

ALL CONNECTED	KVA	MAX PH AMPS	* PHASE TOTALS	VA	AMPS	BUS TOTALS	KVA
TOTAL CONNECTED	4.00	7.2	* A-N	2000.0	7.2	CONNECTED	4.00
TOTAL DEMAND	4.00	7.2	* B-N	2000.0	7.2	DEMAND	4.00
TOTAL DESIGN	5.00	9.0	* C-N	0.0	0.0	DESIGN	5.00

PANEL: L1C | OC DEVICE TYPE: Breaker | ENCLOSURE: NEMA 1 | MAINS(A): 250A MCB | CONTINUOUS(A): 400
LOCATION: | DEVICE FAMILY: Bolt On | MOUNTING: Surface | WIRING: 3-Phase 4-Wire | BUS SC RATING(A) 10000
FED FROM: T-L1C SEC | | VOLTAGE: 208/120 | | FAULT CURRENT(A): 3976

OC AMPS P	NOTES	DESCRIPTION	DEMAND CODE	VA	CKT	PHASE LOADS VA A	B	C	CKT	VA	DEMAND CODE	DESCRIPTION	NOTES	OC AMPS P
20 1		EXIST CKT	REC	540	1	1080			2	540	REC	EXIST CKT		20 1
20 1		EXIST CKT	REC	540	3		1080		4	540	REC	EXIST CKT		20 1
20 1		EXIST CKT	REC	540	5			1080	6	540	REC	EXIST CKT		20 1
20 1		EXIST CKT	REC	540	7	1080			8	540	REC	EXIST CKT		20 1
20 1		EXIST CKT	REC	540	9		1080		10	540	REC	EXIST CKT		20 1
20 1		EXIST CKT	REC	540	11			1080	12	540	REC	EXIST CKT		20 1
20 1		EXIST CKT	REC	540	13	1080			14	540	REC	EXIST CKT		20 1
20 1		EXIST CKT	REC	540	15		1080		16	540	REC	EXIST CKT		20 1
20 1		EXIST CKT	REC	540	17			1080	18	540	REC	EXIST CKT		20 1
20 1		EXIST CKT	REC	540	19	1080			20	540	REC	EXIST CKT		20 1
20 1		EXIST CKT	REC	540	21		1080		22	540	REC	EXIST CKT		20 1
20 1		EXIST CKT	REC	540	23			1080	24	540	REC	EXIST CKT		20 1
20 1		EXIST CKT	REC	540	25	1080			26	540	REC	EXIST CKT		20 1
20 1		EXIST CKT	REC	540	27		1080		28	540	REC	EXIST CKT		20 1
20 1		EXIST CKT	REC	540	29			1080	30	540	REC	EXIST CKT		20 1
20 1		EXIST CKT	REC	540	31	540			32	0		SPARE		20 1
20 1		SPARE		0	33		0		34	0		SPARE		20 1
20 1		SPARE		0	35			0	36	0		SPARE		20 1
20 1		SPARE		0	37	0			38	0		SPARE		20 1
20 1		SPARE		0	39		0		40	0		SPARE		20 1
20 1		SPARE		0	41			0	42	0		SPARE		20 1
0 1		SPACE		0	43	0			44	0		SPACE		0 1
0 1		SPACE		0	45		0		46	0		SPACE		0 1
0 1		SPACE		0	47			0	48	0		SPACE		0 1
0 1		SPACE		0	49	0			50	0		SPACE		0 1
0 1		SPACE		0	51		0		52	0		SPACE		0 1
0 1		SPACE		0	53			0	54	0		SPACE		0 1
0 1		SPACE		0	55	0			56	0		SPACE		0 1
0 1		SPACE		0	57		0		58	0		SPACE		0 1
0 1		SPACE		0	59			0	60	0		SPACE		0 1
0 1		SPACE		0	61	0			62	0		SPACE		0 1
0 1		SPACE		0	63		0		64	0		SPACE		0 1
0 1		SPACE		0	65			0	66	0		SPACE		0 1
0 1		SPACE		0	67	0			68	0		SPACE		0 1
0 1		SPACE		0	69		0		70	0		SPACE		0 1
0 1		SPACE		0	71			0	72	0		SPACE		0 1
0 1		SPACE		0	73	0			74	0		SPACE		0 1
0 1		SPACE		0	75		0		76	0		SPACE		0 1
0 1		SPACE		0	77			0	78	0		SPACE		0 1
100 3		EXIST PNL L1D	REC	28800	79	9600			80	0		SPACE		0 1
"		"		-	81		9600		82	0		SPACE		0 1
"		"		-	83			9600	84	0		SPACE		0 1

ALL CONNECTED	KVA	MAX PH AMPS	* PHASE TOTALS	VA	AMPS	BUS TOTALS	KVA
TOTAL CONNECTED	45.54	129.4	* A-N	15540.0	129.4	CONNECTED	45.54
TOTAL DEMAND	18.22	51.8	* B-N	15000.0	124.9	DEMAND	18.22
TOTAL DESIGN	18.22	51.8	* C-N	15000.0	124.9	DESIGN	18.22

Parent | RSN: *966198* | Permit #: *15-916743 TI*

RSN: *1065019* | Permit #: *15-1026905 REV*

ICT
I.C. Thomasson Associates, Inc.
CONSULTING ENGINEERS
2950 KRAFT DRIVE, SUITE 500
NASHVILLE, TN. 37204
PHONE (615) 346-3400
FAX (615) 346-3550
www.icthomasson.com
ICT Project No. 140316

Seals

COLORADO LICENSED KEVIN WHITEHURST PE-48154 10/27/15 PROFESSIONAL ENGINEER

THE MEDICAL CENTER OF AURORA RENOVATIONS

1501 S POTOMAC ST, AURORA, CO 80012

DOCUMENT CHANGES

Description	Date
Revision 3	05/12/15
RFI	06/15/15
RFI #61	07/28/15

Issue Description
Issue Date 2014-12-30
Project No 14077.00
Drawn By Author | Checked By Checker
Drawing Title

PANEL SCHEDULES

Sheet Number
E3.00

C:\Revit Projects\ICT_140389_E14_CENTRAL_kwhitehurst.rvt
10/27/2015 4:20:05 PM

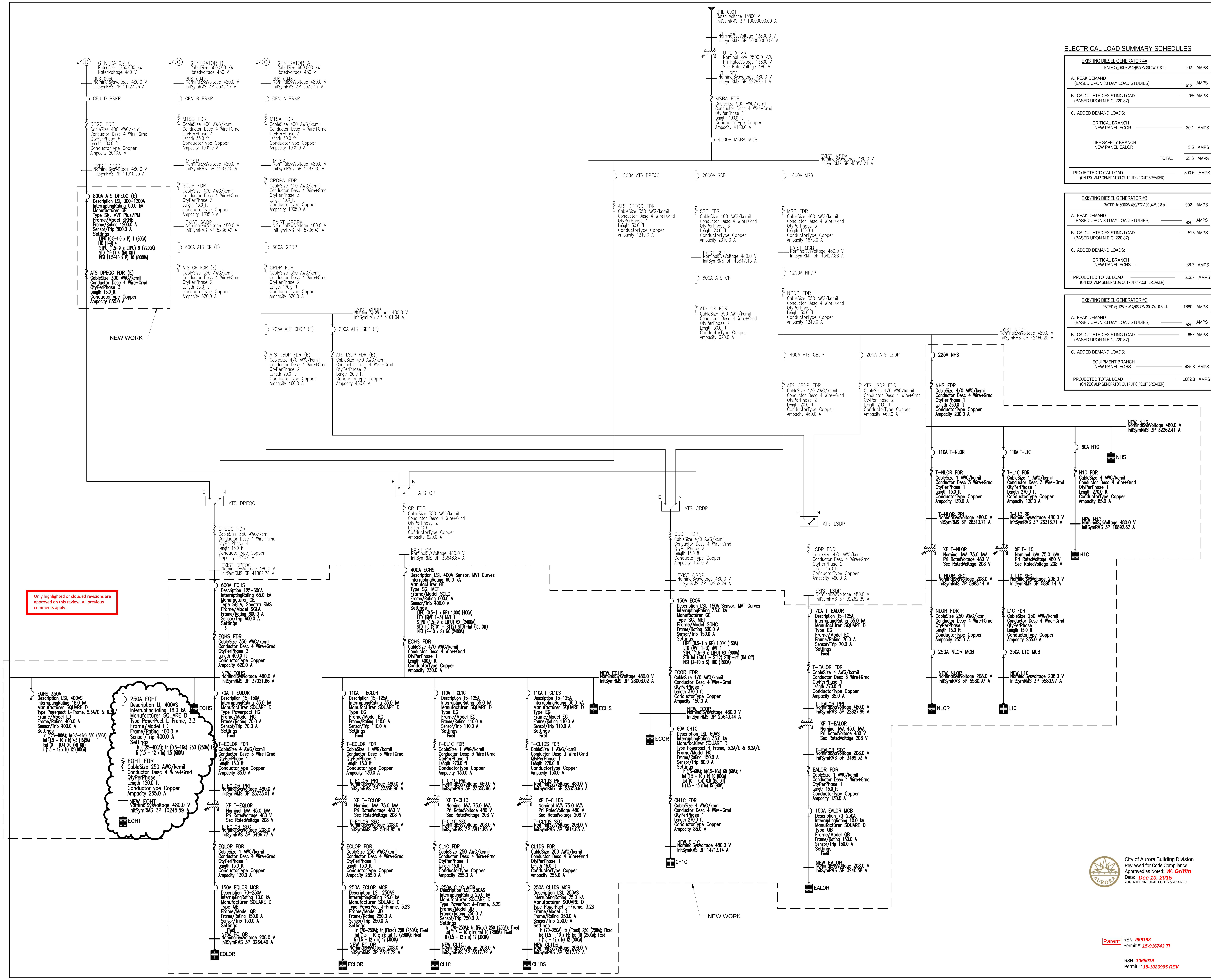

Only highlighted or clouded revisions are approved on this review. All previous comments apply.

ELECTRICAL LOAD SUMMARY SCHEDULES

EXISTING DIESEL GENERATOR #A		
RATED @ 600KW 480/277V,30,4W, 0.8 p.f.	902	AMPS
A. PEAK DEMAND (BASED UPON 30 DAY LOAD STUDIES)	612	AMPS
B. CALCULATED EXISTING LOAD (BASED UPON N.E.C. 220.87)	765	AMPS
C. ADDED DEMAND LOADS:		
CRITICAL BRANCH NEW PANEL ECOR	30.1	AMPS
LIFE SAFETY BRANCH NEW PANEL EALOR	5.5	AMPS
TOTAL	35.6	AMPS
PROJECTED TOTAL LOAD (ON 1200 AMP GENERATOR OUTPUT CIRCUIT BREAKER)	800.6	AMPS

EXISTING DIESEL GENERATOR #B		
RATED @ 600KW 480/277V,30 ,4W, 0.8 p.f.	902	AMPS
A. PEAK DEMAND (BASED UPON 30 DAY LOAD STUDIES)	420	AMPS
B. CALCULATED EXISTING LOAD (BASED UPON N.E.C. 220.87)	525	AMPS
C. ADDED DEMAND LOADS:		
CRITICAL BRANCH NEW PANEL ECHS	88.7	AMPS
PROJECTED TOTAL LOAD (ON 1200 AMP GENERATOR OUTPUT CIRCUIT BREAKER)	613.7	AMPS

EXISTING DIESEL GENERATOR #C		
RATED @ 1250KW 480/277V,30 ,4W, 0.8 p.f.	1880	AMPS
A. PEAK DEMAND (BASED UPON 30 DAY LOAD STUDIES)	526	AMPS
B. CALCULATED EXISTING LOAD (BASED UPON N.E.C. 220.87)	657	AMPS
C. ADDED DEMAND LOADS:		
EQUIPMENT BRANCH NEW PANEL EQHS	425.8	AMPS
PROJECTED TOTAL LOAD (ON 2500 AMP GENERATOR OUTPUT CIRCUIT BREAKER)	1082.8	AMPS

ICT
I.C. Thomasson Associates, Inc.
CONSULTING ENGINEERS
2950 KRAFT DRIVE, SUITE 500
NASHVILLE, TN. 37204
PHONE (615) 346-3400
FAX (615) 346-3550
www.icthomasson.com
ICT Project No. 140316

Seals

COLORADO LICENSED KEVIN WHITEHURST PE-43154 10/27/15 PROFESSIONAL ENGINEER

THE MEDICAL CENTER OF AURORA RENOVATIONS

1501 S POTOMAC ST, AURORA, CO 80012

City of Aurora Building Division
Reviewed for Code Compliance
Approved as Noted: W. Griffin
Date: Dec 10, 2015
2009 INTERNATIONAL CODES & 2014 NEC

Parent RSN: 966198
Permit #: 15-916743 TI

RSN: 1065019
Permit #: 15-1026905 REV

DOCUMENT CHANGES

Description	Date
Revision 1	02/03/15
RFI #61	07/28/15

Issue Description	CONSTRUCTION DOCUMENTS
Issue Date	2014-12-30
Project No	14077.00
Drawn By	CM
Checked By	KLW

Drawing Title

ONE-LINE DIAGRAM

Sheet Number

E4.00

C:\Revit Projects\ICT_140389_E14_CENTRAL_kwhitehurst.rvt

10/29/2015 3:09:21 PM