Code violations that are found during inspection are required to be corrected. Permit issuance does not grant approval of a code violation.

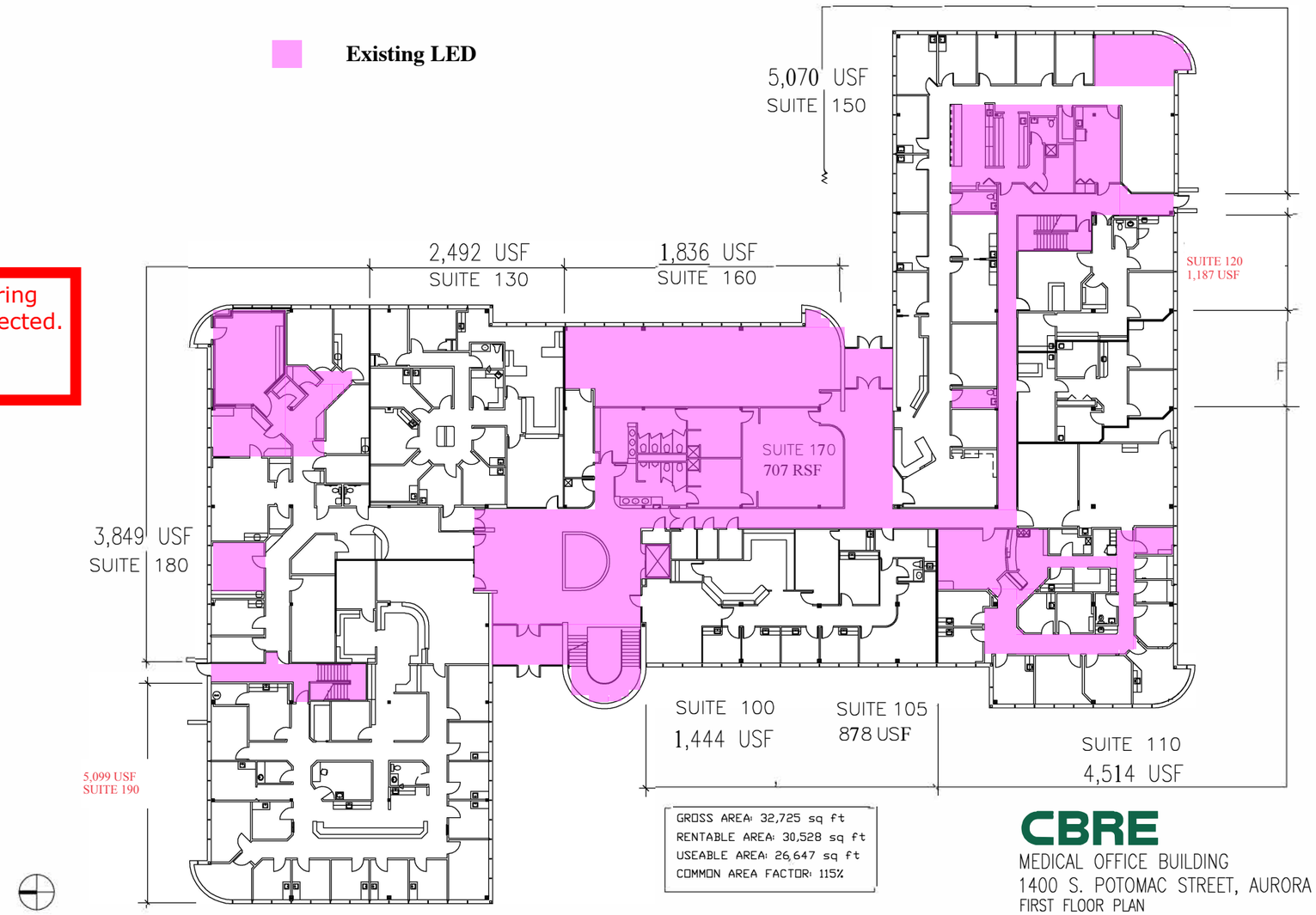

CBRE

MEDICAL OFFICE BUILDING
1400 S. POTOMAC STREET, AURORA CO
FIRST FLOOR PLAN

City of Aurora Building Division
Reviewed for Code Compliance
Approved as Noted: Robert Lowman
Date: Jun 13, 2025
2021 INTERNATIONAL CODES & 2023 NEC

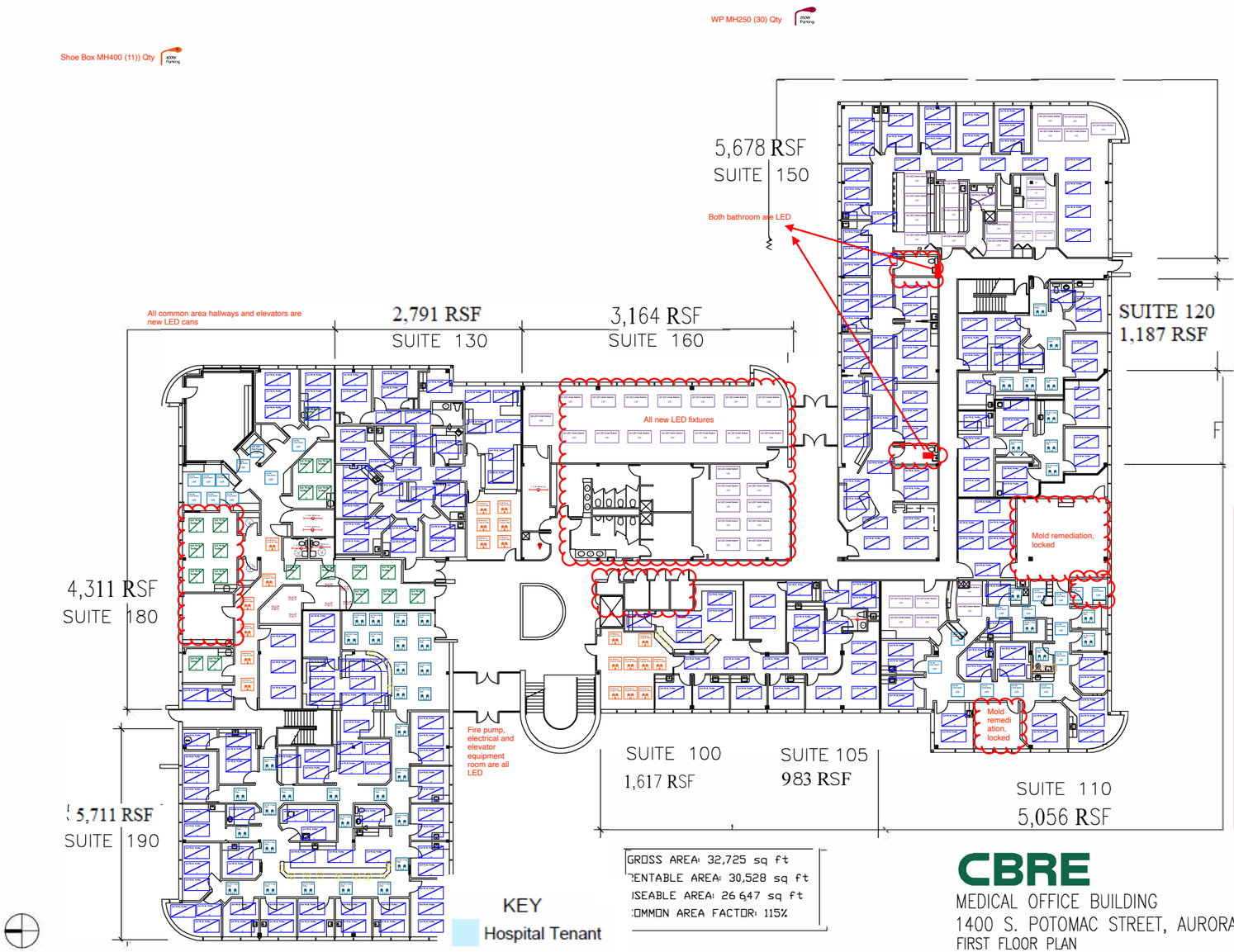

Wet and Damp Locations. Luminaires installed In wet or damp locations shall be installed such That water cannot enter or accumulate in Wiring compartments, lampholders, or other Electrical parts. All luminaires installed in wet Locations shall be marked, “Suitable for Wet Locations”. All luminaires installed in damp Locations shall be marked, “Suitable for Wet Locations or “Suitable for Damp Locations” Per 2023 NEC 410.10(A).

CBRE

MEDICAL OFFICE BUILDING
1400 S. POTOMAC STREET, AURORA CO
FIRST FLOOR PLAN

City of Aurora Building Division
Reviewed for Code Compliance
Approved as Noted: Robert Lowman
Date: Jun 13, 2025
2021 INTERNATIONAL CODES & 2023 NEC

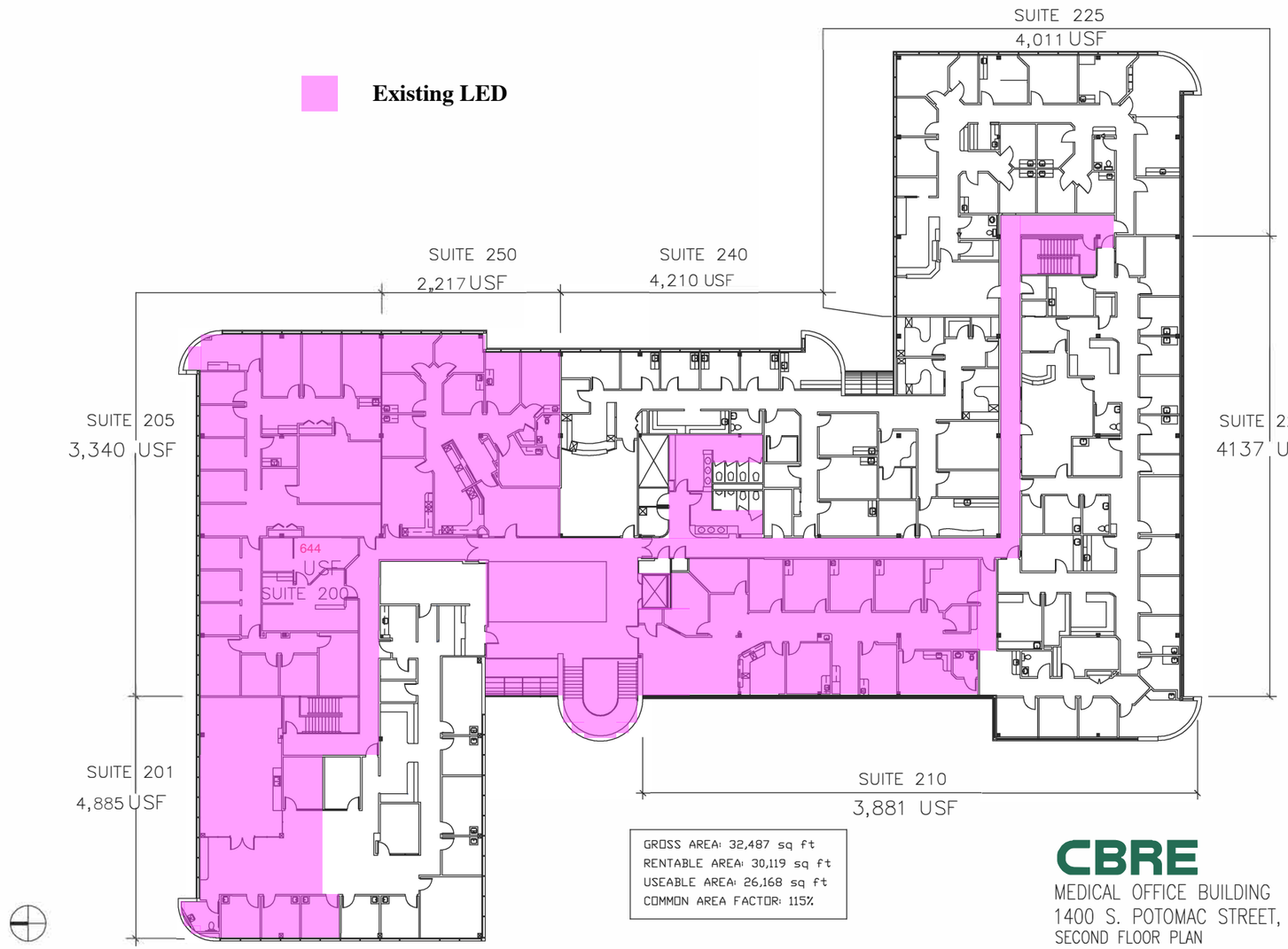

CBRE

MEDICAL OFFICE BUILDING
1400 S. POTOMAC STREET, AURORA CO
SECOND FLOOR PLAN

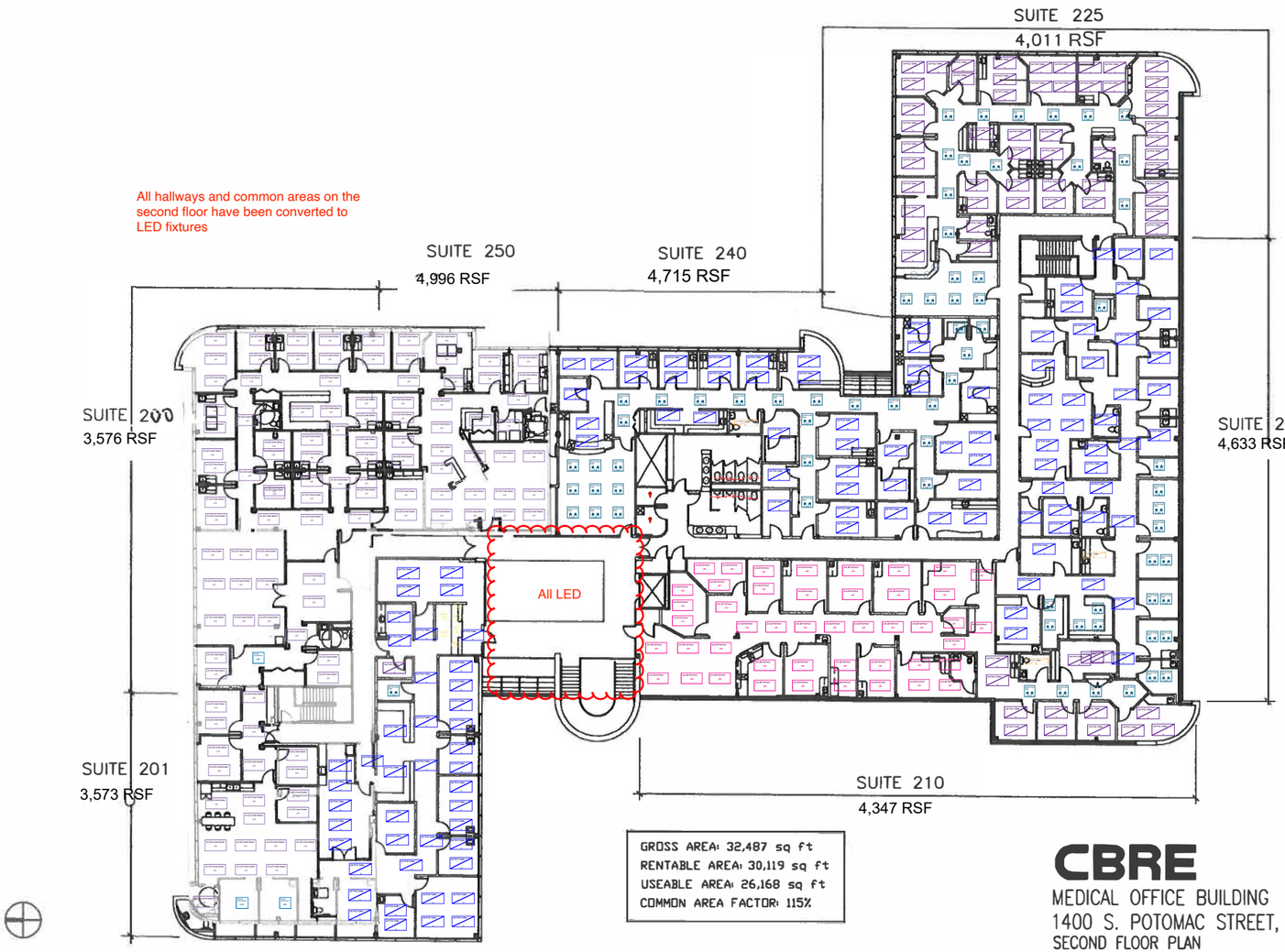

CBRE

MEDICAL OFFICE BUILDING
1400 S. POTOMAC STREET, AURORA CO
SECOND FLOOR PLAN

City of Aurora Building Division
Reviewed for Code Compliance
Approved as Noted: Robert Lowman
Date: Jun 13, 2025
2021 INTERNATIONAL CODES & 2023 NEC

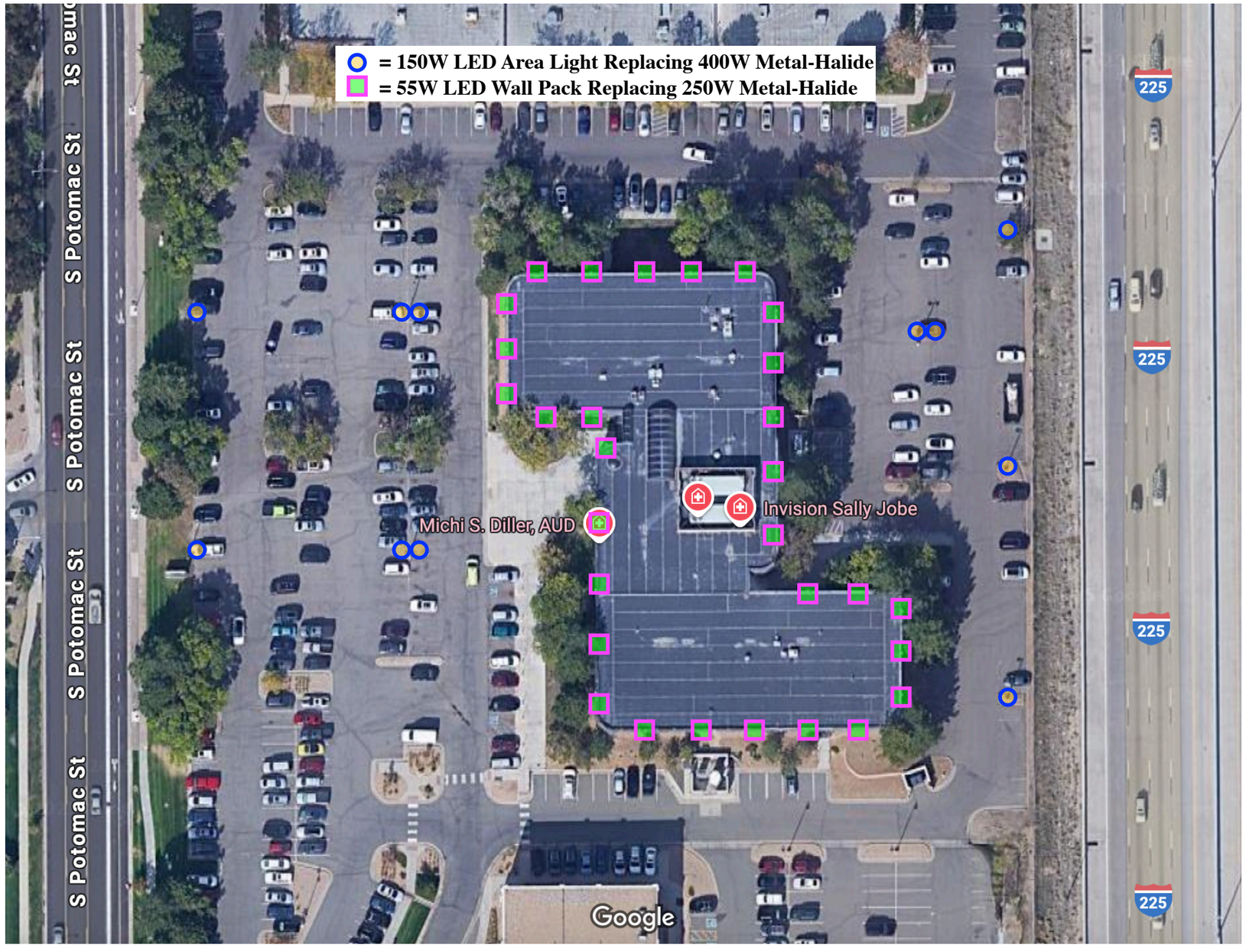

Wet and Damp Locations. Luminaires installed In wet or damp locations shall be installed such That water cannot enter or accumulate in Wiring compartments, lampholders, or other Electrical parts. All luminaires installed in wet Locations shall be marked, “Suitable for Wet Locations”. All luminaires installed in damp Locations shall be marked, “Suitable for Wet Locations or “Suitable for Damp Locations” Per 2023 NEC 410.10(A).

City of Aurora Building Division
Reviewed for Code Compliance
Approved as Noted: Robert Lowman
Date: Jun 13, 2025
2021 INTERNATIONAL CODES & 2023 NEC

THE POWER TO CREATE BETTER LIGHT ™

Power Selectable VersaKit Troffer Retrofit Kit

VEKT2X4-8T (25W/30W/34W)

Commercial Grade LED Retrofit Kit



Descriptions:

This advanced troffer retrofit kit easily converts fluorescent troffers to the most current LED technology. Its ultra high efficiency reduces energy costs. It is one of the LED troffer retrofits that comes completely assembled as a lensed kit, requiring only one minute to install, reducing labor costs. The retrofit kit is also 0-10V Dimmable with 5 Year Warranty. Ideal applications include: office, retail, healthcare, education and hospitality interiors. 3 selectable power levels offers the choices of proper illumination level or energy savings.

Features & Benefits:

- Performance
  The VEK series uses the latest LED technology and LED driver to ensure steady performance and long lifetime.
- Installation
  The Troffer Retrofit Kit provides the ideal way to replace existing recessed troffer, utilizing the existing fixture housing. The kit provides all the components needed to perform the change out quickly and efficiently, allowing for system upgrades without disturbing the ceiling. The LED troffer retrofit is completely assembled within the frame. With special 2-in-1 design, the kit fits for both air return troffers and standard troffers.

Specifications:

Ordering Code	Type	System Wattage	System Lumens	CCT (K)	System Efficacy	CRI	Input Voltage	Dimming	THD	Power Factor
VEKT2X4-8T (25W/30W/34W)	2X4	25/30/34	3125/3250/4250	3500/4000/5000	125	>80	120-277	0-10V	<20%	0.9

Wiring Diagram:

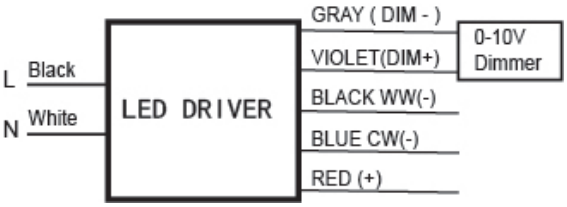

Copyright © 2008-2024. All Rights Reserved
12257 Florence Ave. | Santa Fe Springs. CA 90670
Toll Free: (866) 933-7736 | Tel.: (562) 529-2938 | Fax: (562) 529-2978
Email: info@espentech.com | www.espentech.com

THE POWER TO CREATE BETTER LIGHT ™

Power Selectable VersaKit Troffer Retrofit Kit

VEKT2X2-8T (20W/25W/30W)

Commercial Grade LED Retrofit Kit



Descriptions:

This advanced troffer retrofit kit easily converts fluorescent troffers to the most current LED technology. Its ultra high efficiency reduces energy costs. It is one of the LED troffer retrofits that comes completely assembled as a lensed kit, requiring only one minute to install, reducing labor costs. The retrofit kit is also 0-10V Dimmable with 5 Year Warranty. Ideal applications include: office, retail, healthcare, education and hospitality interiors. 3 selectable power levels offers the choices of proper illumination level or energy savings.

Features & Benefits:

- Performance
  The VEK series uses the latest LED technology and LED driver to ensure steady performance and long lifetime.
- Installation
  The Troffer Retrofit Kit provides the ideal way to replace existing recessed troffer, utilizing the existing fixture housing. The kit provides all the components needed to perform the change out quickly and efficiently, allowing for system upgrades without disturbing the ceiling. The LED troffer retrofit is completely assembled within the frame. With special 2-in-1 design, the kit fits for both air return troffers and standard troffers.

Specifications:

Ordering Code	Type	System Wattage	System Lumens	CCT (K)	System Efficacy	CRI	Input Voltage	Dimming	THD	Power Factor
VEKT2X2-8T (20W/25W/30W)	2X2	20/25/30	2500/3125/3750	3500/4000/5000	125	>80	120-277	0-10V	<20%	0.9

Wiring Diagram:

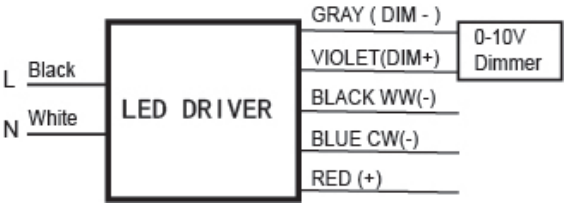

Copyright © 2008-2024. All Rights Reserved
12257 Florence Ave. | Santa Fe Springs. CA 90670
Toll Free: (866) 933-7736 | Tel.: (562) 529-2938 | Fax: (562) 529-2978
Email: info@espentech.com | www.espentech.com

THE POWER TO CREATE BETTER LIGHT ™

VersaKit Flat Panel Retrofit Kit

VEKT-DP1X4 (18W/22W/25W)

Commercial Grade LED Retrofit Kit



Descriptions:

This advanced troffer retrofit kit easily converts fluorescent troffers to the most current LED technology. Its ultra high efficiency reduces energy costs. It is one of the LED troffer retrofits that comes completely assembled as a lensed kit, requiring only one minute to install, reducing labor costs. The retrofit kit is also 0-10V Dimmable with 5 Year Warranty. Ideal applications include: office, retail, healthcare, education and hospitality interiors. Flat panel gives a smooth light distribution to minimize the glare.

Features & Benefits:

- Performance
  The VEK series uses the latest LED technology and LED driver to ensure steady performance and long lifetime.
- Installation
  The Troffer Retrofit Kit provides the ideal way to replace existing recessed troffer, utilizing the existing fixture housing. The kit provides all the components needed to perform the change out quickly and efficiently, allowing for system upgrades without disturbing the ceiling. The LED troffer retrofit is completely assembled within the frame. With special 2-in-1 design, the kit fits for both air return troffers and standard troffers.

Specifications:

Ordering Code	Type	System Wattage	System Lumens	CCT (K)	System Efficacy	CRI	Input Voltage	Dimming	THD	Power Factor
VEKT-DP1X4 (18W/22W/25W)	1X4	18/22/25	2250/2750/3125	3500/4000/5000	125lm/W	82	120-277V	0-10V	<20%	>0.90

Wiring Diagram:

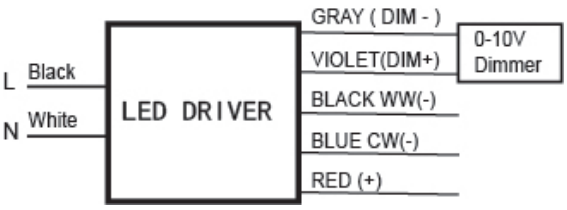

DLC Listing:

Ordering Code	DLC Product ID	DLC Product Model	DLC Version
VEKT-DP1X4 (18W/22W/25W)	S-2CXMTR	VEKT-DP1X4	5.1

Copyright © 2008-2024. All Rights Reserved
12257 Florence Ave. | Santa Fe Springs. CA 90670
Toll Free: (866) 933-7736 | Tel.: (562) 529-2938 | Fax: (562) 529-2978
Email: info@espentech.com | www.espentech.com

MaxLite®

PROJECT NAME:_____ CAT. #: _____

NOTES:_____ FIXTURE SCHEDULE:_____

Vapor Tight Wattage & CCT Selectable

VE Value Series



Product Description:

A cost-effective vapor tight fixture with tremendous flexibility, the VE Series is both wattage and CCT selectable and provides an emergency batterybackup option. This durable, IP65 rated linear fixture with stainless steel clips is idealfor commercial and industrial environments where water, humidity, and dust may occur, including stairwells, parking garages, utility areas and agricultural applications.

Features:

- CCT and Wattage selectable (9 possible combinations with each fixture
- 0-10V dimming standard
- CRI: ≥ 80
- Universal voltage 120-277V
- L70 lumen maintenance of 50,000 hours
- Default setting for WCS models is set to lower wattage and 4000K
- UL Listed - Suitable for wet locations

Ordering Information

FAMILY	SIZE	VOLTAGE	WATTAGE SELECT**	CCT SELECT**	BATTERY BACKUP OPTIONS*
VE= Linear Vapor Tight - Value Series	**4=** 48" **8=** 96"	**U=** 120-277V	**23W=** 23/35/47W **65W=** 60/70/85W	**CS=** Color Selectable (3500K/4000K/5000K)	**[BLANK]=** None **EM=** Emergency Back-up

*EM unit is UL924 classified
**Default setting for WCS models is set to lowest wattage and 4000K

Stocked Items

ORDER CODE	MODEL NUMBER	DLC PRODUCT ID #	DLC CLASSIFICATION	DLC PRIMARY USE DESIGNATION
111226	VE-4U23WCS	S-6ZDVTQ	DLC Standard	Direct Linear Ambient Luminaires
		S-4TP6RL		Low-Bay Luminaires for Commercial and Industrial Buildings
111228	VE-4U23WCSEM	S-6ZDVTQ		Direct Linear Ambient Luminaires
		S-4TP6RL		Low-Bay Luminaires for Commercial and Industrial Buildings
111227	VE-8U65WCS	S-479C4Y		Direct Linear Ambient Luminaires
		S-S1XYLK		Low-Bay Luminaires for Commercial and Industrial Buildings
111229	VE-8U65WCSEM	S-479C4Y		Direct Linear Ambient Luminaires
		S-S1XYLK		Low-Bay Luminaires for Commercial and Industrial Buildings

Accessories (Sold Separately)

ORDER CODE	MODEL NUMBER	DESCRIPTION	IMAGE
74139	MLCHKLSV15	CABLE KIT 15' LOOP X TOGGLE	

5-year standard warranty with labor allowance (further details available at www.maxlite.com/warranties)

© 2024 Specifications subject to change without notice.

MaxLite®

Vapor Tight Wattage & CCT Selectable

VE Value Series

Specifications

	VE-4U23WCS		
Size		**4 ft.**	
Nominal Wattage (W)*	23W	35W	47W
Lumens Delivered (lm)***	3,200 lm	4700 lm	6240 lm
Nominal Efficacy (lm/W)***	150 lm/W		
Lumens Delivered at BBU mode (lm)**	1100 lm - for 90 minutes, when fully charged		
Color Temperature (K)*	3500K, 4000K, 5000K		
CRI	≥80		
Calculated L70 Lumen Maintenance	≥50,000 hours		
Dimming Technology	0-10V		
Dimming Range	10-100%		
Input Voltage	120-277V AC		
Power Factor	≥0.9		
Housing	Polycarbonate		
Diffuser	Polycarbonate Lens		
Product Weight	4.2 lbs		
Humidity	10-80% RH, non-condensing		
Operating Temperature	-4°F to 104°F (-20°C to 40°C), except for EM models. EM models: 50°F to 104°F (10°C to 40°C)		
Certifications	cULus listed, FCC, Rohs Complaint. IP65		
Qualifications	DLC Standard		
Environment	Wet Locations		
Warranty	5 Years warranty. Check maxlite.com/warranties for details		

*Fixtures are set to lowest wattage and 4000K as default factory setting
**Lumens delivered at BBU mode varies based on wattage and CCT setting
*** Lumens and efficacy listed on the Spec table is based on 4000K CCT

© 2024 Specifications subject to change without notice.

LED Vapor Tight

Series ZY-STPA/STP





Features

- Optional 100% DR lens additive for impact resistance;
- IP 65 for wet locations;
- Suitable for ceiling or suspended mount;
- Excellent light distribution and uniformity;
- Emergency battery backup option;
- 5 Year Manufacturer's Warranty.

c UL us LISTED

Application

Widely used in Factory, Office, Workshop, Warehouse, Restaurant, Logistics Center, Exhibition Hall, Gymnasium, Supermarket, Other Places where need indoor or outdoor illumination.

Technical Data

Color Temperature	2700K to 5700K	Input Voltage with ballast	100-277V
Beam Angle	120 degree	Frequency	50/60Hz
Color Consistency	4 steps	Power Factor	More than 0.99
CRI	More than 80	Life span	50,000 hours
Operation Temperature	-30-45℃	Led Type	SMT 2835
Efficiency with ballast	More than 135 LPW	Housing	Glass Fibre+PC
Emergency Battery Volume	**2.600mAH (5,200mAH optional)**	**Emergency Time**	**1.5 Hours (3 Hours optional)**

Basic Data

Model	ZY-STP8132-24W	ZY-STP8232-35W	ZY-STP8217-18W	ZY-STP8217-30W	ZY-STP8232-48W	ZY-STP8332-72W	ZY-STP8432-95W
Power	24W	35W	18W	30W	48W	72W	95W
Lumens	3120	4550	2340	3900	6240	9360	12350
Emergency Lumens	1040±50						
Size(cm)(L×W×H)	126.8×10×11.5	126.8×16.5×11.5	66.8×16.5×11.5		126.8×16.5×11.5	127×26.4×11.5	127×44.1×11.5

Dimensions

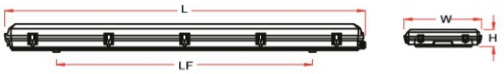

ZY-STP8432-95W

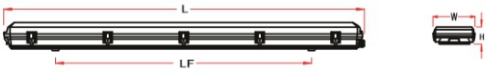

ZY-STP8332-72W

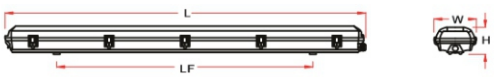

ZY-STP8232-35W/ZY-STP8232-48W

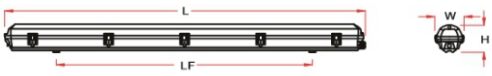

ZY-STP8132-24W

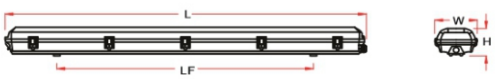

ZY-STP8217-18W/30W

THE POWER TO CREATE BETTER LIGHT ™

Commercial Recessed Downlight

Commercial Grade LED Retrofit Kit



Descriptions:

This advanced commercial recessed downlight retrofit kit easily converts fluorescent troffers to the most current LED technology. Its ultra high efficiency reduces energy costs. It is one of the LED retrofits that comes completely assembled as a lensed kit, requiring only one minute to install, reducing labor costs. The retrofit kit is also 0-10V Dimmable with 5 Year Warranty. Ideal applications include: office, retail, healthcare, education and hospitality interiors.

Features & Benefits:

- Commercial Downlight Retrofit or New Construction
- Universal Voltage 120-277V
- UL for Safety
- Three Adjustable Lumen Output
- Three Adjustable CCT Options (3000K, 3500K, 4000K)
- Driver Efficiency Greater than 85% at full power
- THD ≤ 20% at full power
- High CRI
- Long Life
- Convenient and quick installation
- 0-10V Dimmable
- 25 inch Flexible Conduit
- Auto Recovery Short Circuit Protection, Over Load Protection, Over Voltage Protection
- Ambient Operating Temperature: -30 ~ 40°C
- Works in cold temperature applications
- 5 Year Warranty
- Flicker-free, Meets IEEE 1798-2015

Specifications:

Ordering Code	Size	IC Rated	System Wattage	System Lumens	CCT (K)	System Efficacy	CRI	Input Voltage	Dimming	THD	Power Factor
VEKR6D/8T/13W-10V	6" Recess	Yes	6.5 / 9 / 13	790 / 1100 / 1560	3000K, 3500K, 4000K selectable	120	>80	120-277	0-10V	max. 20%	0.9

Specification data is based on tests performed in a controlled environment and represents relative performance. Actual performance can vary depending on operating conditions. Application and performance data subject to change without notice. All specifications are nominal unless noted otherwise.

Copyright © 2008-2024. All Rights Reserved
12257 Florence Ave. | Santa Fe Springs. CA 90670
Toll Free: (866) 933-7736 | Tel.: (562) 529-2938 | Fax: (562) 529-2978
Email: info@espentech.com | www.espentech.com

THE POWER TO CREATE BETTER LIGHT ™

Commercial Recessed Downlight

Commercial Grade LED Retrofit Kit



Descriptions:

This advanced commercial recessed downlight retrofit kit easily converts fluorescent troffers to the most current LED technology. Its ultra high efficiency reduces energy costs. It is one of the LED retrofits that comes completely assembled as a lensed kit, requiring only one minute to install, reducing labor costs. The retrofit kit is also 0-10V Dimmable with 5 Year Warranty. Ideal applications include: office, retail, healthcare, education and hospitality interiors.

Features & Benefits:

- Commercial Downlight Retrofit or New Construction
- Universal Voltage 120-277V
- UL for Safety
- Three Adjustable Lumen Output
- Three Adjustable CCT Options (3000K, 3500K, 4000K)
- Driver Efficiency Greater than 85% at full power
- THD ≤ 20% at full power
- High CRI
- Long Life
- Convenient and quick installation
- 0-10V Dimmable
- 25 inch Flexible Conduit
- Auto Recovery Short Circuit Protection, Over Load Protection, Over Voltage Protection
- Ambient Operating Temperature: -30 ~ 40°C
- Works in cold temperature applications
- 5 Year Warranty
- Flicker-free, Meets IEEE 1798-2015

Specifications:

Ordering Code	Size	IC Rated	System Wattage	System Lumens	CCT (K)	System Efficacy	CRI	Input Voltage	Dimming	THD	Power Factor
VEKR8D/8T/17W-10V	8" Recess	Yes	8.5 / 12 / 17	1030 / 1450 / 2040	3000K, 3500K, 4000K selectable	120	>80	120-277	0-10V	max. 20%	0.9

Specification data is based on tests performed in a controlled environment and represents relative performance. Actual performance can vary depending on operating conditions. Application and performance data subject to change without notice. All specifications are nominal unless noted otherwise.

Copyright © 2008-2024. All Rights Reserved
12257 Florence Ave. | Santa Fe Springs. CA 90670
Toll Free: (866) 933-7736 | Tel.: (562) 529-2938 | Fax: (562) 529-2978
Email: info@espentech.com | www.espentech.com

THE POWER TO CREATE BETTER LIGHT ™

Double End Flex Linear T8 Commercial Grade LED T8 Lamp

L48T8/8XX/10G-ID DE (HE)



Descriptions:

The Flex (Type B) lamps are designed to be the perfect retrofit solution to move from traditional fluorescent lamps to energy saving LEDs. This ballast bypass lamp has everything needed built into the lamp with proven energy savings, long life, surge suppression and industry leading safety features. The double ended lamp has power to each end with existing shunted or unshunted sockets.

Features & Benefits:

- Internal Driver
- Smooth, Consistent Light
- UL for Safety
- No UV, No Mercury
- Long life
- High CRI
- Instant on, no delay or warm up time
- Convenient and quick installation
- Utilizes shunted or unshunted G13 sockets
- Compatible with controls and sensors
- Works in cold temperature applications
- Suitable for damp and dry locations
- -20 F to 130 F ambient operating temperture
- Glass tube for superior optical performance
- Continuous Dimming to 10%
- 5 Year Warranty

Specifications:

Ordering Code	Length (in)	Lamp Base	Lamp Wattage	Input Voltage	CCT (K)	Initial Lumens	CRI	Beam Angle	System Efficacy	Power Factor	THD
L48T8/830/10G-ID DE (HE)	48	G13	9.5	120-277	3000K	1600	82	325	168	0.9	<20%
L48T8/835/10G-ID DE (HE)	48	G13	9.5	120-277	3500K	1600	82	325	168	0.9	<20%
L48T8/840/10G-ID DE (HE)	48	G13	9.5	120-277	4000K	1600	82	325	168	0.9	<20%
L48T8/850/10G-ID DE (HE)	48	G13	9.5	120-277	5000K	1600	82	325	168	0.9	<20%

Wiring Diagram:

Copyright © 2008-2024. All Rights Reserved
12257 Florence Ave. | Santa Fe Springs. CA 90670
Toll Free: (866) 933-7736 | Tel.: (562) 529-2938 | Fax: (562) 529-2978
Email: info@espentech.com | www.espentech.com



DLC Listing:

Ordering Code	DLC Product ID	DLC Product Model	DLC Version
L48T8/830/10G-ID DE (HE)	P4DT2E48	L48T8/830/10G-ID DE	5.1
L48T8/835/10G-ID DE (HE)	PRG932AC	L48T8/835/10G-ID DE	5.1
L48T8/840/10G-ID DE (HE)	P7ZXETCG	L48T8/840/10G-ID DE	5.1
L48T8/850/10G-ID DE (HE)	PQMN70JX	L48T8/850/10G-ID DE	5.1

Specification data is based on tests performed in a controlled environment and represents relative performance. Actual performance can vary depending on operating conditions. Application and performance data subject to change without notice. All specifications are nominal unless noted otherwise.

Copyright © 2008-2024. All Rights Reserved
12257 Florence Ave. | Santa Fe Springs. CA 90670
Toll Free: (866) 933-7736 | Tel.: (562) 529-2938 | Fax: (562) 529-2978
Email: info@espentech.com | www.espentech.com

THE POWER TO CREATE BETTER LIGHT ™

Double End Flex Linear T5 Commercial Grade LED T5 Lamp

L48T5HE/8XX/12G-ID DE



Descriptions:

The Flex (Type B) lamps are designed to be the perfect retrofit solution to move from traditional fluorescent lamps to energy saving LEDs. This ballast bypass lamp has everything needed built into the lamp with proven energy savings, long life, surge suppression and industry leading safety features. The double ended lamp has power to each end with existing shunted or unshunted sockets.

Features & Benefits:

- Internal Driver
- Smooth, Consistent Light
- UL for Safety
- No UV, No Mercury
- Long life
- High CRI
- Instant on, no delay or warm up time
- Convenient and quick installation
- Utilizes G5 sockets
- Compatible with controls and sensors
- Works in cold temperature applications
- Suitable for damp and dry locations
- -20 F to 130 F ambient operating temperture
- Glass tube for superior optical performance
- Continuous Dimming to 10%
- 5 Year Warranty

Specifications:

Ordering Code	Length (in)	Lamp Base	Lamp Wattage	Input Voltage	CCT (K)	Initial Lumens	CRI	Beam Angle	System Efficacy	Power Factor	THD
L48T5HE/830/12G-ID DE	48	G5	12	120-277	3000K	1800	82	240	150	0.9	<20%
L48T5HE/835/12G-ID DE	48	G5	12	120-277	3500K	1800	82	240	150	0.9	<20%
L48T5HE/840/12G-ID DE	48	G5	12	120-277	4000K	1800	82	240	150	0.9	<20%
L48T5HE/850/12G-ID DE	48	G5	12	120-277	5000K	1800	82	240	150	0.9	<20%

Wiring Diagram:

Copyright © 2008-2024. All Rights Reserved
12257 Florence Ave. | Santa Fe Springs. CA 90670
Toll Free: (866) 933-7736 | Tel.: (562) 529-2938 | Fax: (562) 529-2978
Email: info@espentech.com | www.espentech.com

THE POWER TO CREATE BETTER LIGHT ™



DLC Listing:

Ordering Code	DLC Product ID	DLC Product Model	DLC Version
L48T5HE/830/12G-ID DE	PLY4U7CRGPLG	L48T5HE/830/12G-ID DE(-aa)	5.1
L48T5HE/835/12G-ID DE	PLGVLV614HU1	L48T5HE/835/12G-ID DE(-aa)	5.1
L48T5HE/840/12G-ID DE	PLX8R6K4P7SA	L48T5HE/840/12G-ID DE(-aa)	5.1
L48T5HE/850/12G-ID DE	PLDA9F2O9DVP	L48T5HE/850/12G-ID DE(-aa)	5.1

Specification data is based on tests performed in a controlled environment and represents relative performance. Actual performance can vary depending on operating conditions. Application and performance data subject to change without notice. All specifications are nominal unless noted otherwise.

Copyright © 2008-2024. All Rights Reserved
12257 Florence Ave. | Santa Fe Springs. CA 90670
Toll Free: (866) 933-7736 | Tel.: (562) 529-2938 | Fax: (562) 529-2978
Email: info@espentech.com | www.espentech.com

THE POWER TO CREATE BETTER LIGHT ™

Flex Type B PLL Lamp LT18W/8XX-ID

Commercial Grade LED PLL/FT Lamp



Descriptions:

The Flex (Type B) PLL lamps are designed to be the perfect retrofit solution to move from traditional fluorescent lamps to energy saving LEDs. This ballast bypass lamp has everything needed built into the lamp with proven energy savings, long life, surge suppression and industry leading safety features.

Features & Benefits:

- Internal Driver
- Smooth, Consistent Light
- UL for Safety
- No UV, No Mercury
- Long life
- High CRI
- Instant on, no delay or warm up time
- Convenient and quick installation
- Utilizes non- shunted(rapid start) sockets
- Compatible with controls and sensors
- Works in cold temperature applications
- 5 Year Warranty

Specifications:

Ordering Code	Replace	Lamp Wattage	Input Voltage	CCT (K)	Initial Lumens	CRI	System Efficacy	Life
LT18W/830-ID	FT18W	8	120-277	3000	900	83	112	50000
LT18W/835-ID	FT18W	8	120-277	3500	900	83	112	50000
LT18W/840-ID	FT18W	8	120-277	4000	900	83	112	50000
LT18W/850-ID	FT18W	8	120-277	5000	900	83	112	50000

Wiring Diagram:

Copyright © 2008-2024. All Rights Reserved
12257 Florence Ave. | Santa Fe Springs. CA 90670
Toll Free: (866) 933-7736 | Tel.: (562) 529-2938 | Fax: (562) 529-2978
Email: info@espentech.com | www.espentech.com

THE POWER TO CREATE BETTER LIGHT ™

Flex Type B PLL Lamp LT24W/8XX-ID

Commercial Grade LED PLL/FT Lamp



Descriptions:

The Flex (Type B) PLL lamps are designed to be the perfect retrofit solution to move from traditional fluorescent lamps to energy saving LEDs. This ballast bypass lamp has everything needed built into the lamp with proven energy savings, long life, surge suppression and industry leading safety features.

Features & Benefits:

- Internal Driver
- Smooth, Consistent Light
- UL for Safety
- No UV, No Mercury
- Long life
- High CRI
- Instant on, no delay or warm up time
- Convenient and quick installation
- Utilizes non- shunted(rapid start) sockets
- Compatible with controls and sensors
- Works in cold temperature applications
- 5 Year Warranty

Specifications:

Ordering Code	Replace	Lamp Wattage	Input Voltage	CCT (K)	Initial Lumens	CRI	System Efficacy	Life
LT24W/830-ID	FT24W	10	120-277	3000	1100	83	110	50000
LT24W/835-ID	FT24W	10	120-277	3500	1100	83	110	50000
LT24W/840-ID	FT24W	10	120-277	4000	1100	83	110	50000
LT24W/850-ID	FT24W	10	120-277	5000	1100	83	110	50000

Wiring Diagram:

Copyright © 2008-2024. All Rights Reserved
12257 Florence Ave. | Santa Fe Springs. CA 90670
Toll Free: (866) 933-7736 | Tel.: (562) 529-2938 | Fax: (562) 529-2978
Email: info@espentech.com | www.espentech.com

THE POWER TO CREATE BETTER LIGHT ™

Flex Compact LED Bulb CLD18WV/8T-ID

Commercial Grade Type B Compact LED Lamp



Descriptions:

The Flex (Type B) compact lamps are designed to be the perfect retrofit solution to move from traditional fluorescent lamps to energy saving LEDs. This ballast bypass lamp has everything needed built into the lamp with proven energy savings, long life, surge suppression and industry leading safety features. The lamp base can fit into any G24d or G24q sockets for easy retrofiting.

Features & Benefits:

- UL and cUL Listed for Safety
- No UV, No Mercury
- Quick Installation
- High Lumen
- Extended Life
- High Quality Color Rendering
- Five Year Limited Warranty

Specifications:

Ordering Code	Bulb Type	Lamp Wattage	Input Voltage	CCT (K)	Initial Lumens	CRI	Beam Angle
CLD18WV/8T-ID	B	8.5W	120-277V	3000K/3500K/4000K Selectable	960/1020/1050	83	120

Wiring Diagram:

Copyright © 2008-2024. All Rights Reserved
12257 Florence Ave. | Santa Fe Springs. CA 90670
Toll Free: (866) 933-7736 | Tel.: (562) 529-2938 | Fax: (562) 529-2978
Email: info@espentech.com | www.espentech.com

LFX-LG SERIES

Outdoor Lighting

WESTGATE
THE FUTURE IS HERE...AND IT'S QUITE BRIGHT!

LFX-LG-50-150W-30K
LFX-LG-50-150W-40K
LFX-LG-50-150W-50K

Customer Name:
Project Name:
Note: | Type:





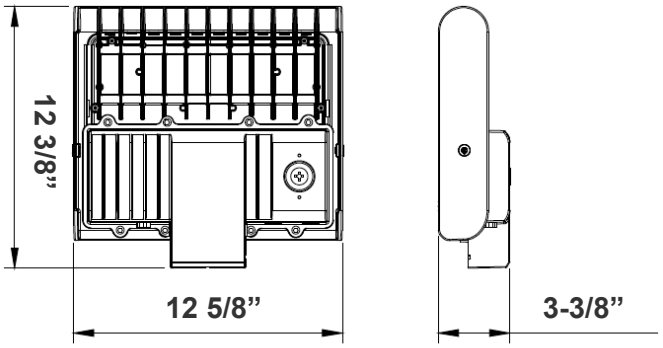

11”(H) x 12-5/8”(W) x 3-3/8”(D)

Ideal for general site lighting, alleys, loading docks, doorway, pathway, and parking areas.

Features

- DLC Premium & LED High-Lumen Flood lights
- Solid State Lighting Technology for Long Life
- No Maintenance Needed and High-Efficiency
- 70,000 Hours Rated Life
- 7-Year Warranty
- Optic Lens Type: III
- Multi-Power - The Switch is On the Bottom of the Fixture

Technical Specifications

Electrical:

- Voltage: 120~277V AC/50~60 Hz
- Wattage: 50W/80W/100W/150W
- Power Factor: >0.9
- Efficacy: 135 LPW

Mechanical:

- With Snap-on & Bolt Mounting Options for One- Person Installations. Select a Mounting Option (Sold Separately)
- LED: Lumileds Luxeon 2835 High Flux LED
- Die-cast Aluminum Housing with Powder Coat Finish (Dark Bronze)
- IP Rating: IP65
- 10KV Lightning Surge Protection
- Effective Projected Areas (EPA's) are: Front = 0.38 ft ², Side = 0.30 ft ², Face = 1.05 ft ²
- Operating Temperature: -40°F to 104°F
- Suitable for Wet Locations

Lighting:

- Dimming: 0~10V dimmable
- Optic Lens Type: III
- Cord Type: 6' SJTW 18/3 AWG cable
- Total Lumens: 21400LM Max.
- Color Temperature: 3000K/ 4000K/ 5000K
- Color Rendering Index: ≥ 82
- Beam Angle: 120°X 90°

Applications:

- Ideal for general site lighting, alleys, loading docks, doorway, pathway and parking areas.
- Replace existing HID flood lights/ wall packs

Other Models:

- 300W | 44000LM | LFX-XL-150-300W-30K
- 300W | 44000LM | LFX-XL-150-300W-40K
- 300W | 44000LM | LFX-XL-150-300W-50K

Phone: (877) 805-2252 | Fax: (877) 805-2252
www.westgatemfg.com |

WG-ZB-Y6-2Z

Photometrics: LFX-LG-50-150W

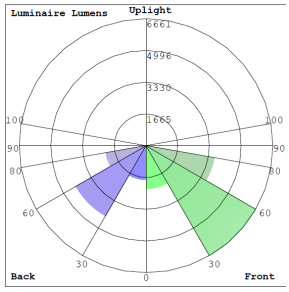

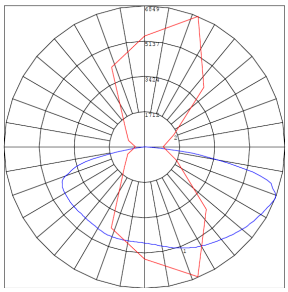

BUG Rating: B3-U0-G3

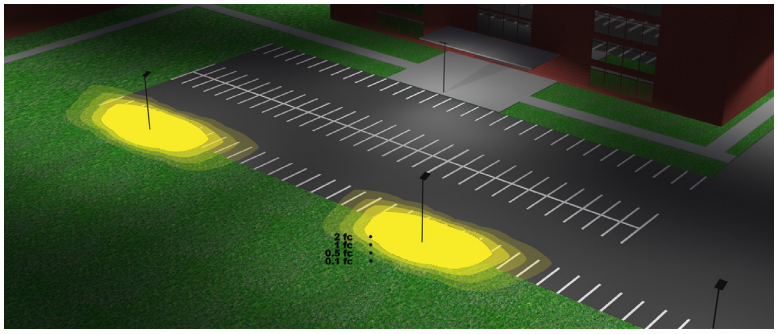

Area 55'x 100' Mounting Height: 20'

Other Views:



Side View



Front View



Back View

Performance Table: LFX-LG-50-150W

MODEL NO.	Wattage	Voltage	Lumens	Color Temp.	BUG Rating	LPW
LFX-LG-50-150W-30K LFX-LG-50-150W-40K LFX-LG-50-150W-50K	50W 80W 100W 150W	120~277V	6750LM 10800LM 13500KM 20250LM	3000K 4000K 5000K	B3-U0-G3	135

EPA Rating:

Model				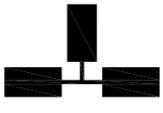		
LFX-LG	0.58	1	1.22	1.44	1.29	1.86

Phone: (877) 805-2252 | Fax: (877) 805-2252
www.westgatemfg.com |

Sample Ordering

Model	Size	Min.Wattage	Max.Wattage	Color Temp.
LFX	LG	50	150W	

30K = 3000K
40K = 4000K
50K = 5000K

Accessories Options

Blank = No Option for Accessories
WEC-8RC =Remote Control for OPT-SEN-3MR-4

Factory Installed Options

Blank = No Factory Installed Options
OPT-LF3-PCK = Twist Lock Photocell
OPT-3MPC = Microwave Photocell with a 1/2" threaded
OPT-EM-LFX-LG = External Backup Battery
OPT-LFX-LG-TYPEIV = TYPE IV
OPT-LFX-LG-TYPEV = TYPE V
OPT_010W/PO = 0-10V Dim. Wires Pulled Out
OPT-CLR-95 = Color Paint
OPT_CIR_MC = 260 Set up fee per project

SENSOR AND REMOTE CONTROL OPTIONS



WEC-8RC
Remote control



OPT-SEN-3MR-3
Bi-Level Motion
Sensor

Mounting Options:



LFX-ASA
Adjustable Straight Arm
3 1/3" x 7 7/8"

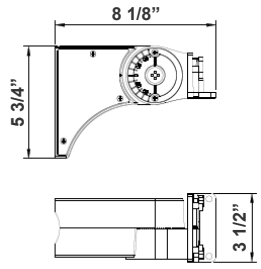



LFX-YK
Yoke
5 3/4" x 6" x 2"

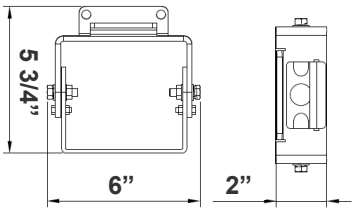



LFX-EXT
Straight Arm
3 1/3" x 6 3/4" x 4 3/8"

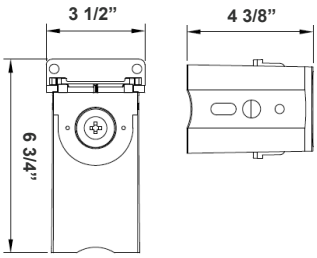



LFX-TR-A
U Bracket
13 3/8" x 10 1/8"

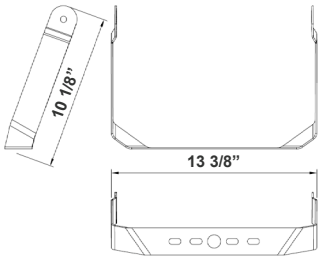



LFX-SF
Slip Fitter
3 1/3" x 7 7/8"
For 2-3/8" OD Pole/Pipe

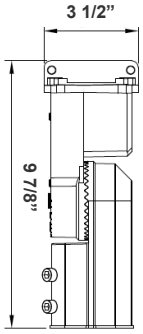



LFX-SF + LFX-PASF
Pole Adapter for Slip Fitter
6 1/8" x 3 1/4" x 3"

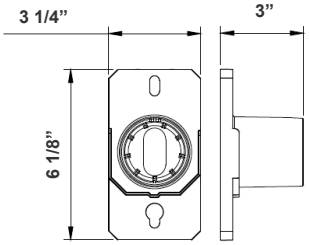



LFX-AWB
Adjustable Wall Junction Box
7 1/8" x 6 5/8" x 5 3/4"

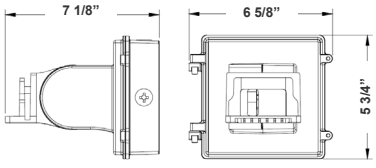

KT-WPLEDXX-X1-8CSB-VDIM-X

TRADITIONAL LED WALL PACK

DESCRIPTION

Traditional LED Wall Pack | 120–277V Input | Color Select Technology | Medium or Large Size Housing | Bronze or White Finish | Glass Lens

APPLICATION

Building mount for exterior illumination (perimeters, pathways, loading docks, and other general security lighting requirements)





10 YEAR LIMITED WARRANTY

PRODUCT FEATURES

- Keystone Color Select technology (3000/4000/5000K)
- Traditional design that matches appearance, footprint, and light distribution pattern of legacy HID fixtures. Optimized for one-for-one replacements
- Heavy-duty, die-cast aluminum housing with (5) 1/2" threaded conduit hubs: (1) on back and (1) on all four sides
- Built-in dusk-to-dawn photocell behind translucent 3/4" threaded plug with anti-yellowing agent
- Borosilicate glass lens diffuses light source and provides uniform distribution
- Powered by Keystone 0-10V dimming LED drivers with built-in 10kV surge protection (see Accessories on Page 11 for additional information)
- Ambient operating temperature: −40°C/−40°F to 50°C/122°F
- UL Certified for wet locations; IP65 rated
- Fixture impact rating IK06
- Power Factor: > 0.95
- THD: < 20%
- LED chip lifetime: L70 @ > 100,000 hrs @ 25°C/77°F ambient fixture temperature
- Meets FCC Part 15, Part B, Class A standards for conducted and radiated emissions
- Compatible with Keystone LED Emergency Backups. See *Accessories* page for more details

PRODUCT IMAGES



KT-WPLEDXX-M1-8CSB-VDIM



KT-WPLEDXX-M1-8CSB-VDIM-W



KT-WPLED120-L1-8CSB-VDIM



KT-WPLED120-L1-8CSB-VDIM-W

KT-WPLEDXX-X1-8CSB-VDIM-X

TRADITIONAL LED WALL PACK

PRODUCT SPECIFICATIONS

Catalog Number	Wattage	Selectable CCT*	Lumens	Efficacy	Input Voltage	Dimming	CRI	Photocell	Housing Color	Legacy Equivalent
KT-WPLED35-M1-8CSB-VDIM KT-WPLED35-M1-8CSB-VDIM-W	35W	3000K	4885	140 lm/W	120–277V	0–10V	> 80	Included	Bronze or white finishes available	150W MH
		4000K	5460	156 lm/W						
		5000K	5010	143 lm/W						
KT-WPLED55-M1-8CSB-VDIM KT-WPLED55-M1-8CSB-VDIM-W	55W	3000K	7200	131 lm/W	120–277V	0–10V	> 80	Included	Bronze or white finishes available	175–250W MH
		4000K	7690	140 lm/W						
		5000K	7450	135 lm/W						
KT-WPLED80-M1-8CSB-VDIM KT-WPLED80-M1-8CSB-VDIM-W	80W	3000K	10955	137 lm/W	120–277V	0–10V	> 80	Included	Bronze or white finishes available	250–320W MH
		4000K	11925	149 lm/W						
		5000K	11360	142 lm/W						
KT-WPLED120-L1-8CSB-VDIM KT-WPLED120-L1-8CSB-VDIM-W	120W	3000K	16410	137 lm/W	120–277V	0–10V	> 80	Included	Bronze or white finishes available	400W MH
		4000K	17865	149 lm/W						
		5000K	16900	141 lm/W						

** Color Uniformity: CCT (Correlated Color Temperature) range as per guidelines outlined in ANSI C78.377-2017*

KT-WPLEDXX-X1-8CSB-VDIM-X

TRADITIONAL LED WALL PACK

PHOTOMETRIC SPECIFICATIONS

KT-WPLED35-M1-8CSB-VDIM-X

ISOCANDELA PLOT

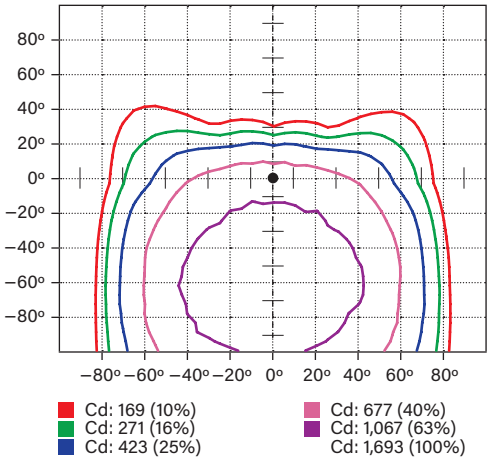

Cd: 169 (10%)
Cd: 271 (16%)
Cd: 423 (25%)
Cd: 677 (40%)
Cd: 1,067 (63%)
Cd: 1,693 (100%)

LUMINOUS INTENSITY DISTRIBUTION

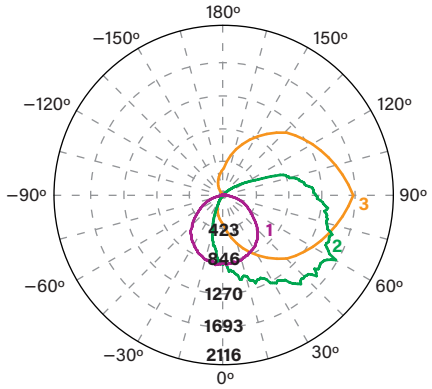

Average diffuse angle (50%): **111.0°**
1 **Violet** C0 – C180
2 **Green** C90 – C270
3 **Orange** G60
Unit: cd

FLUX DISTRIBUTION

Zone	Lumens	% Luminaire
Forward Light	3,845 lm	79.5%
0°–30°	591 lm	12.2%
30°–60°	1,673 lm	34.6%
60°–80°	1,166 lm	24.1%
80°–90°	416 lm	8.6%
Back Light	507 lm	10.5%
0°–30°	210 lm	4.4%
30°–60°	227 lm	4.7%
60°–80°	59 lm	1.2%
80°–90°	10 lm	0.2%
Up Light	481 lm	9.9%
90°–100°	215 lm	4.4%
100°–180°	267 lm	5.5%

BUG* Rating	
Asymmetrical Luminare Types	
Type I, II, III, IV	B1 U3 G3
Quadrilateral Symmetrical Luminare Types	
Type V, Area Light	B1 U3 G3

* ***B****acklight,* ***U****plight,* ***G****lare*

MOUNTING

Side view

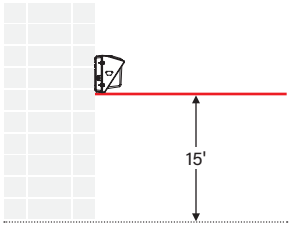

LIGHT DISTRIBUTION PATTERN

Isometric view from above; Luminaire mounted at 15'

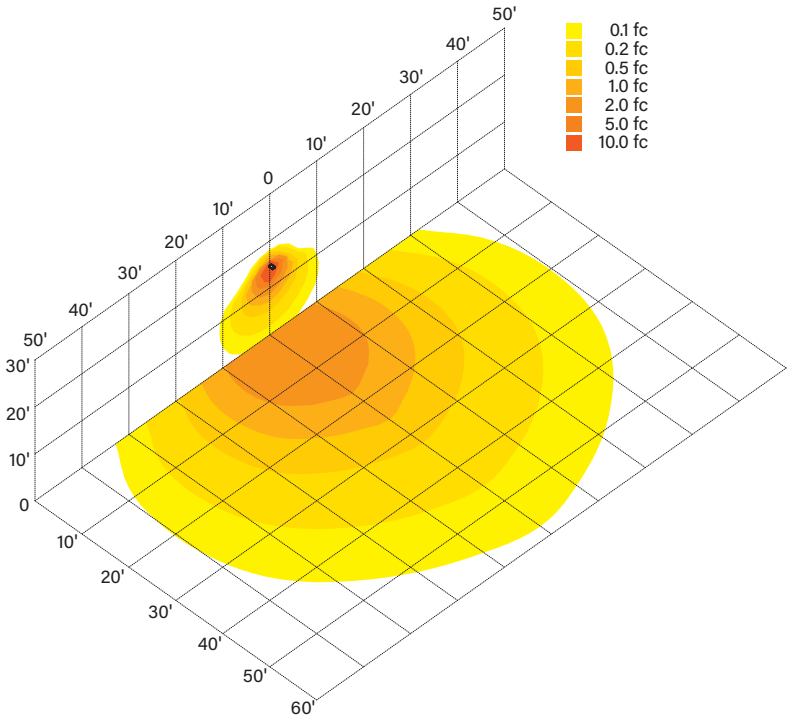

KT-WPLEDXX-X1-8CSB-VDIM-X

TRADITIONAL LED WALL PACK

PHOTOMETRIC SPECIFICATIONS (CONTINUED)

KT-WPLED55-M1-8CSB-VDIM-X

ISOCANDELA PLOT

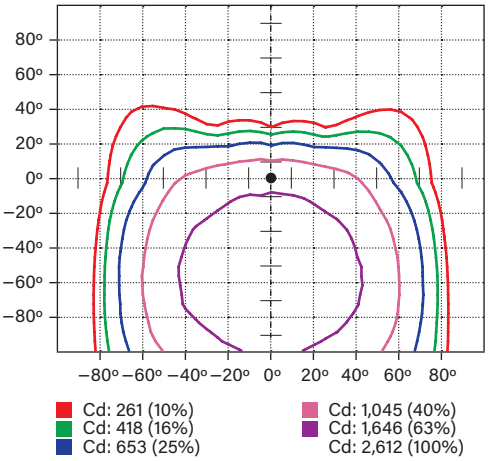

LUMINOUS INTENSITY DISTRIBUTION

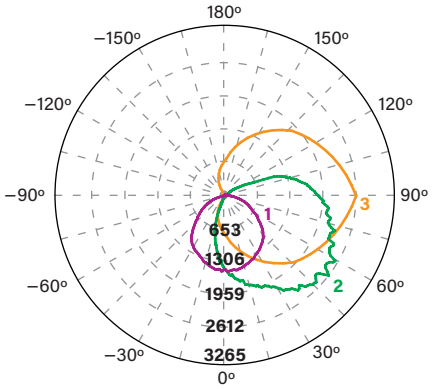

Average diffuse angle (50%): **109.9°**
1 **Violet** C0 – C180
2 **Green** C90 – C270
3 **Orange** G52
Unit: cd

FLUX DISTRIBUTION

Zone	Lumens	% Luminaire
Forward Light	6,006 lm	81.9%
0°–30°	734 lm	10.0%
30°–60°	2,633 lm	35.9%
60°–80°	1,981 lm	27.0%
80°–90°	658 lm	9.0%
Back Light	629 lm	8.6%
0°–30°	241 lm	3.3%
30°–60°	294 lm	4.0%
60°–80°	80 lm	1.1%
80°–90°	15 lm	0.2%
Up Light	691 lm	9.5%
90°–100°	313 lm	4.3%
100°–180°	378 lm	5.2%

BUG* Rating	
Asymmetrical Luminare Types	
Type I, II, III, IV	B1 U3 G4
Quadrilateral Symmetrical Luminare Types	
Type V, Area Light	B1 U3 G4

* ***B****acklight,* ***U****plight,* ***G****lare*

MOUNTING

Side view

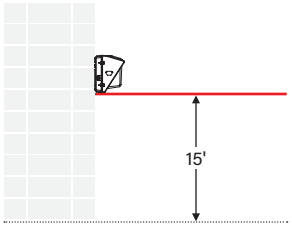

LIGHT DISTRIBUTION PATTERN

Isometric view from above; Luminaire mounted at 15'

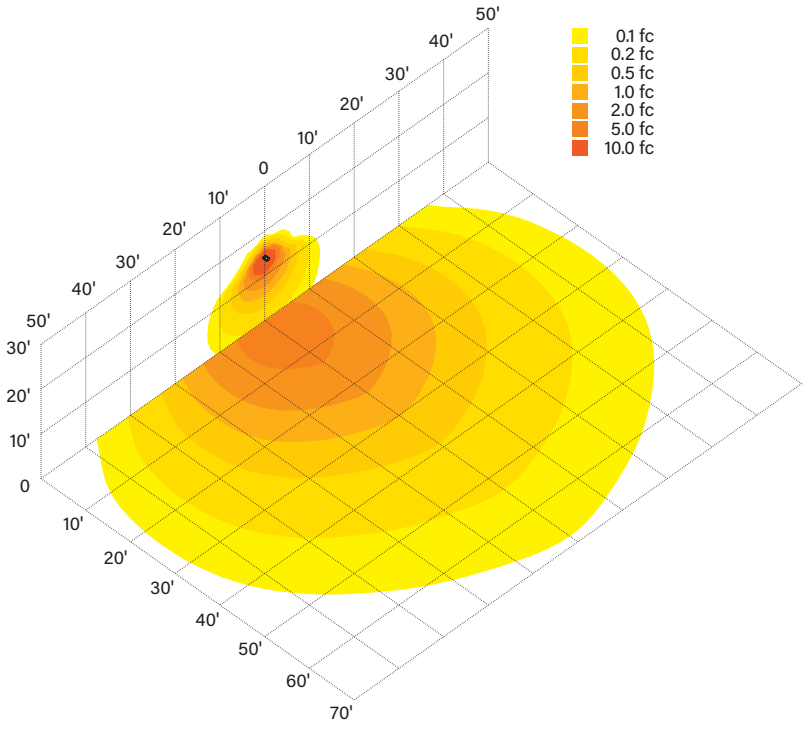

KT-WPLEDXX-X1-8CSB-VDIM-X

TRADITIONAL LED WALL PACK

PHOTOMETRIC SPECIFICATIONS (CONTINUED)

KT-WPLED120-L1-8CSB-VDIM-X

ISOCANDELA PLOT

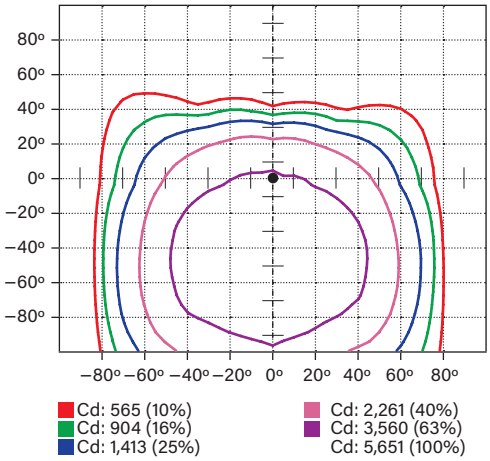

LUMINOUS INTENSITY DISTRIBUTION

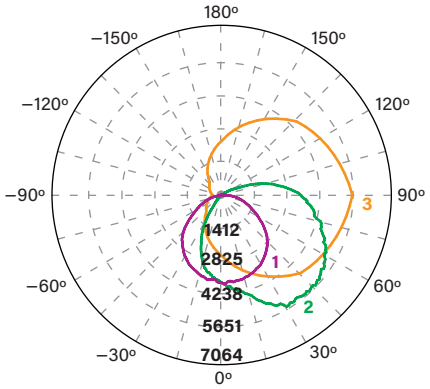

Average diffuse angle (50%): **112.3°**

1 **Violet** C0 – C180

2 **Green** C90 – C270

3 **Orange** G46

Unit: cd

FLUX DISTRIBUTION

Zone	Lumens	% Luminaire
Forward Light	11,932 lm	71.6%
0°–30°	1,998 lm	12.0%
30°–60°	5,312 lm	31.9%
60°–80°	3,365 lm	20.2%
80°–90°	1,257 lm	7.5%
Back Light	2,803 lm	17.0%
0°–30°	1,280 lm	7.7%
30°–60°	1,273 lm	7.6%
60°–80°	250 lm	1.5%
80°–90°	39 lm	0.2%
Up Light	1,877 lm	11.3%
90°–100°	899 lm	5.4%
100°–180°	979 lm	5.9%

BUG* Rating	
Asymmetrical Luminare Types	
Type I, II, III, IV	B3 U4 G5
Quadrilateral Symmetrical Luminare Types	
Type V, Area Light	B3 U4 G5

** **B**acklight, **U**plight, **G**lare*

MOUNTING

Side view

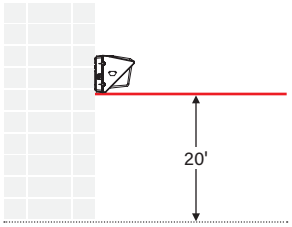

LIGHT DISTRIBUTION PATTERN

Isometric view from above; Luminaire mounted at 20'

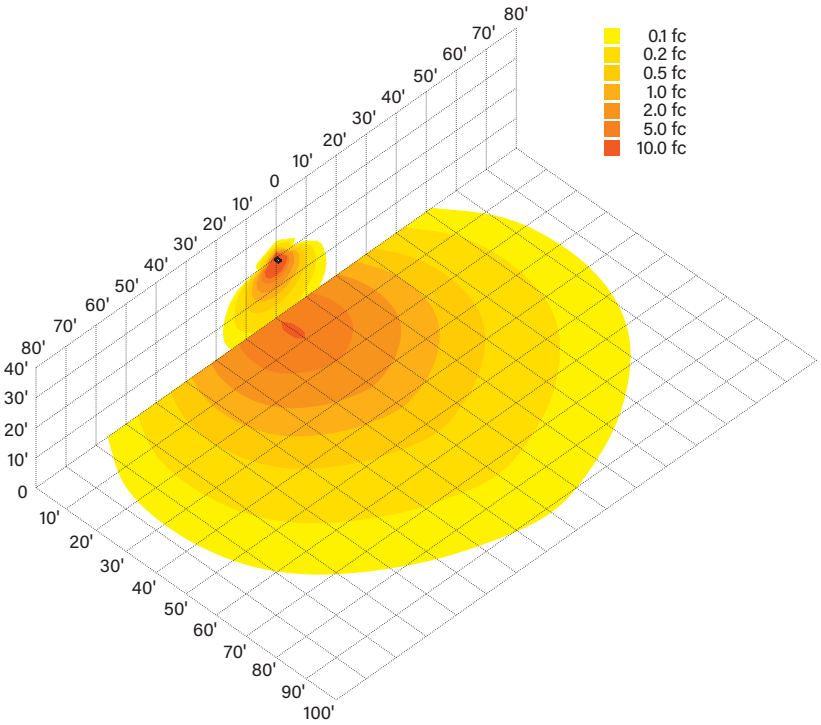

KT-WPLEDXX-X1-8CSB-VDIM-X

TRADITIONAL LED WALL PACK

PHOTOMETRIC SPECIFICATIONS (CONTINUED)

KT-WPLED80-M1-8CSB-VDIM-X

ISOCANDELA PLOT

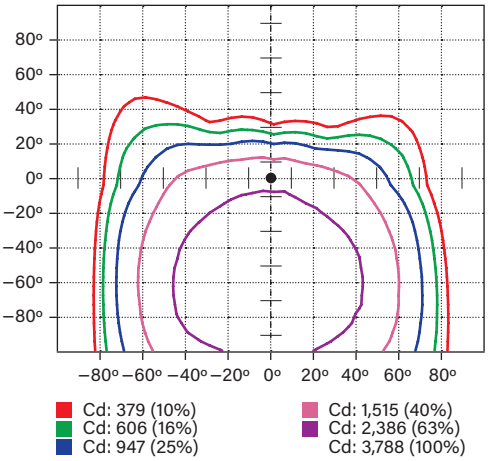

LUMINOUS INTENSITY DISTRIBUTION

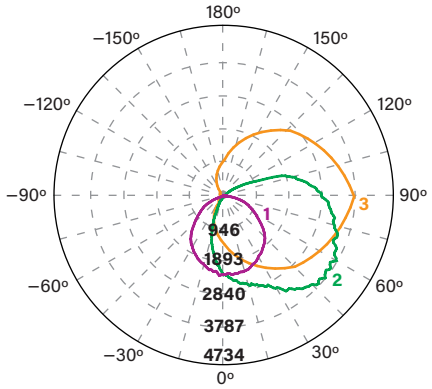

Average diffuse angle (50%): **111.4°**
1 **Violet** C0 – C180
2 **Green** C90 – C270
3 **Orange** G51
Unit: cd

FLUX DISTRIBUTION

Zone	Lumens	% Luminaire
Forward Light	8,671 lm	79.6%
0°–30°	1,281 lm	11.8%
30°–60°	3,696 lm	33.9%
60°–80°	2,660 lm	24.4%
80°–90°	1,035 lm	9.5%
Back Light	1,029 lm	9.5%
0°–30°	409 lm	3.8%
30°–60°	471 lm	4.3%
60°–80°	126 lm	1.2%
80°–90°	23 lm	0.2%
Up Light	1,195 lm	11.0%
90°–100°	551 lm	5.1%
100°–180°	644 lm	5.9%

BUG* Rating	
Asymmetrical Luminare Types	
Type I, II, III, IV	B1 U4 G5
Quadrilateral Symmetrical Luminare Types	
Type V, Area Light	B1 U4 G5

* ***B****acklight,* ***U****plight,* ***G****lare*

MOUNTING

Side view

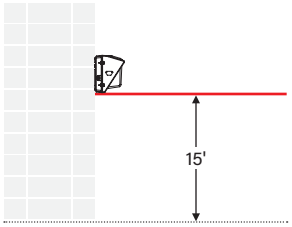

LIGHT DISTRIBUTION PATTERN

Isometric view from above; Luminaire mounted at 15'

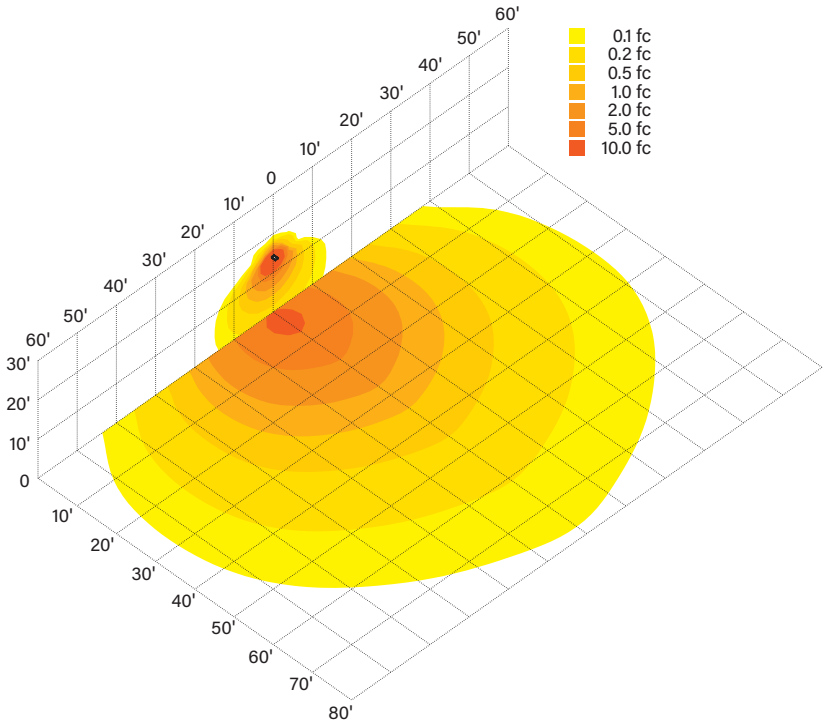

KT-WPLEDXX-X1-8CSB-VDIM-X

TRADITIONAL LED WALL PACK

PHYSICAL SPECIFICATIONS

KT-WPLEDXX-M1-8CSB-VDIM-X

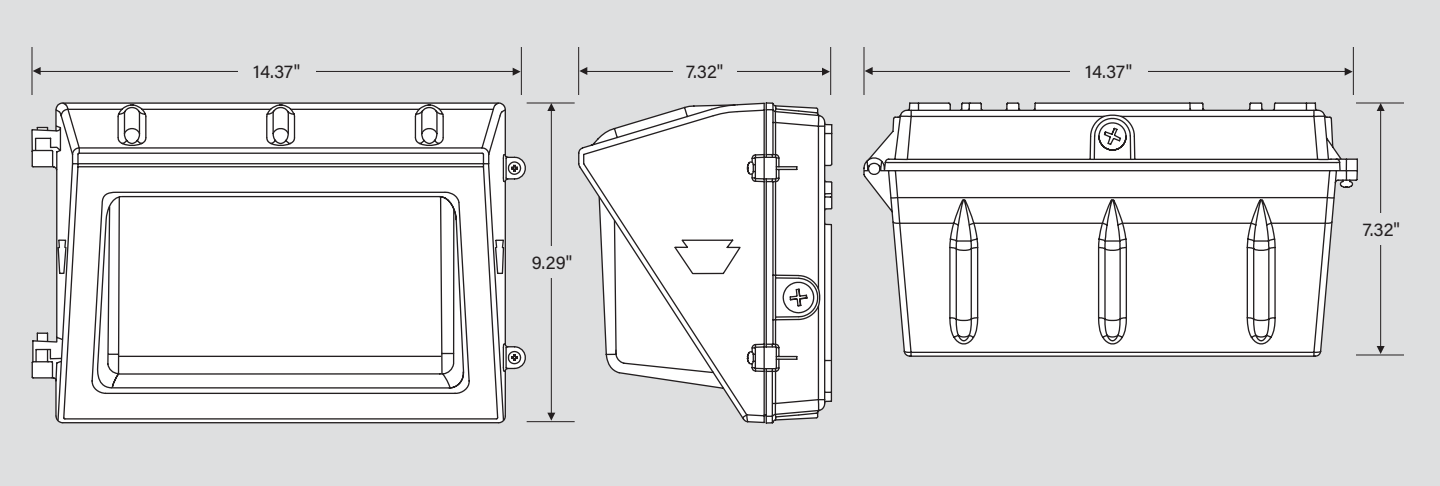

KT-WPLED120-L1-8CSB-VDIM-X

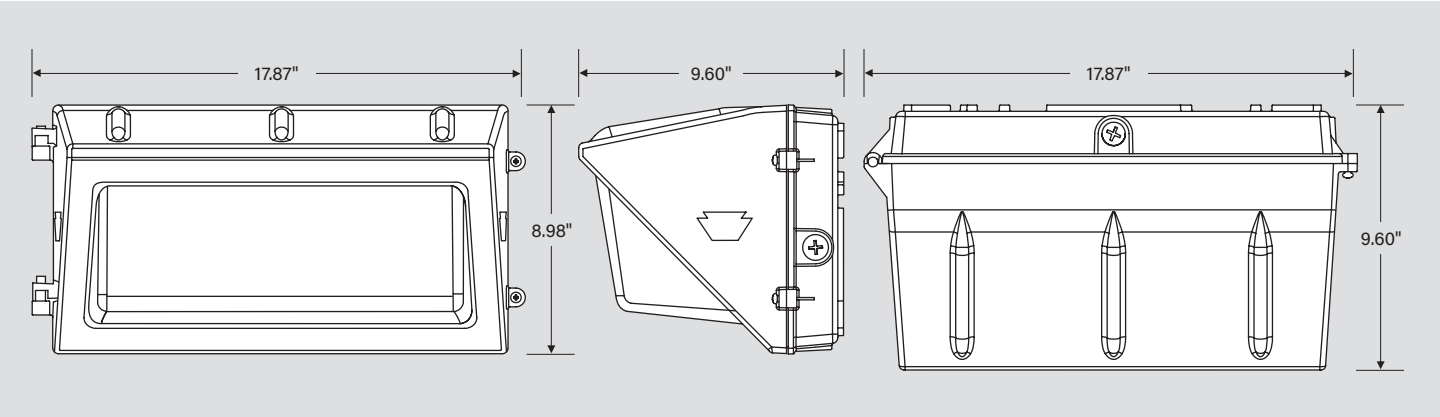

KT-WPLEDXX-X1-8CSB-VDIM-X

TRADITIONAL LED WALL PACK

PHYSICAL SPECIFICATIONS (CONTINUED)

MEDIUM BACKPLATE (35/55/80W)

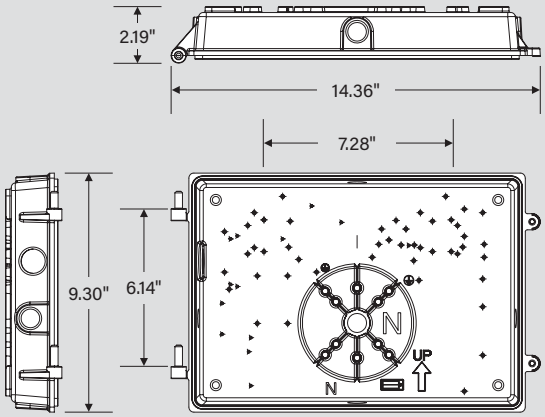

LARGE BACKPLATE (120W)

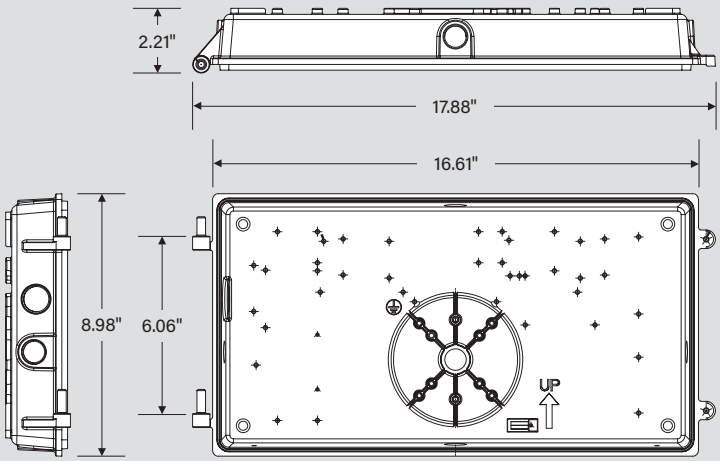

KT-WPLEDXX-X1-8CSB-VDIM-X

TRADITIONAL LED WALL PACK

GENERAL SETUP INSTRUCTIONS

GENERAL WIRING DIAGRAM

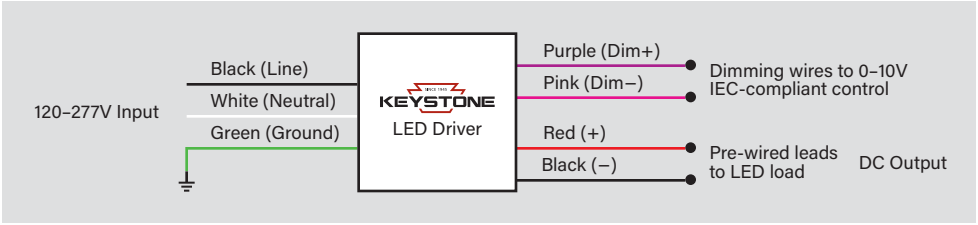

Caution: Before installing, make certain that AC power to the fixture is off.

Caution: The electrical rating of this product is 120–277V. Installer must confirm that there is 120–277V at the fixture before installation.

PHOTOCELL ENABLE / DISABLE

This fixture is equipped with a dusk-to-dawn photocell behind the translucent knock-out (KO) cover. Adjust the dip switch to enable (ON) or disable (OFF) the photocell function (see illustrations to the right). Fixture comes preset with photocell enabled unless otherwise noted.

COLOR SELECT (CCT) ADJUSTMENT

This fixture is equipped with Color Select technology. There is an adjustable dip switch behind the translucent knock-out (KO) cover to change CCT between 5000K, 4000K, and 3000K (see illustrations to the right). Fixture comes preset at 5000K unless otherwise noted.

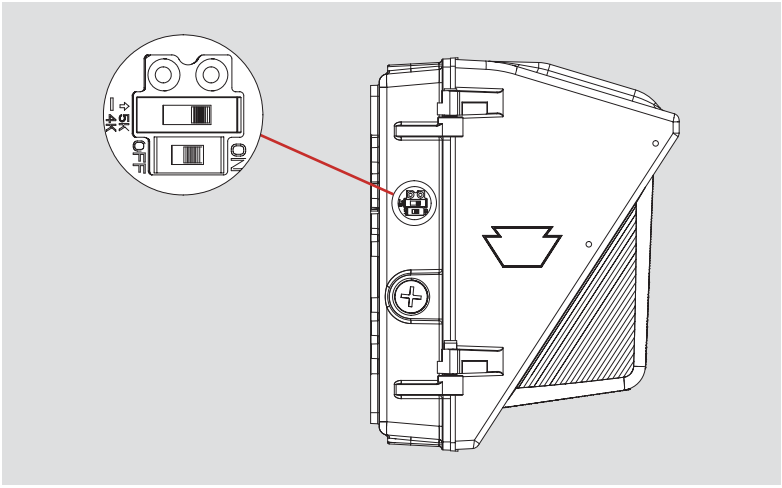

COM*check* Software Version COMcheckWeb

Envelope Compliance Certificate

Project Information

Energy Code:	2021 IECC
Project Title:	1400 S Potomac St
Location:	Aurora, Colorado
Climate Zone:	5b
Project Type:	Alteration

Construction Site: Owner/Agent: Designer/Contractor:

Building Area	Floor Area
1-Health Care-Clinic : Nonresidential	65200

Envelope Assemblies

Project Notes

Envelope TBD: No envelope assemblies specified

LED lighting retrofit. Replacing existing fluorescent lamps and ballasts with LED equivalents on a one-for-one basis. Replacing existing metal-halide wall packs and parking lot pole lots with LED wall packs and area lights.

COM*check* Software Version COMcheckWeb

Interior Lighting Compliance Certificate

Project Information

Energy Code:	2021 IECC
Project Title:	1400 S Potomac St
Project Type:	Alteration

Construction Site: Owner/Agent: Designer/Contractor:

Allowed Interior Lighting Power

A Area Category	B Floor Area (ft2)	C Allowed Watts / ft2	D Allowed Watts
1-Health Care-Clinic	65200	0.81	52812
		Total Allowed Watts =	52812

Proposed Interior Lighting Power

A Fixture ID : Description / Lamp / Wattage Per Lamp / Ballast	B Lamps/ Fixture	C # of Fixture	D Fixture Watt.	E (C X D)
Health Care-Clinic (65200 sq.ft.)				
LED: LED A: 2x4 Retrofit Door Kit: LED Other Fixture Unit 25W:	1	439	25	10975
LED: LED B: 2x2 Retrofit Door Kit: Other:	1	136	20	2720
LED: LED C: 1x4 Retrofit Door Kit: Other:	1	4	18	72
LED: LED D: 6" Downlight: LED Other Fixture Unit 6.5W:	1	29	6	188
LED: LED E: 8" Downlight: LED Other Fixture Unit 6.5W:	1	20	8	170
LED: LED F: 8W 9" 2G11 PL Lamp: LED Other Fixture Unit 6.5W:	1	14	8	112
LED: LED G: 10W 13" 2G11 PL Lamp: LED Other Fixture Unit 6.5W:	1	8	10	80
LED: LED H: 4' T8 Type-B Lamps: LED A Lamp 9W:	2	12	19	228
LED: LED I: 8.5W Vertical PL Lamp: LED Other Fixture Unit 6.5W:	1	10	8	85
LED: LED J: 23W 4' Linear Vapor Tight with : LED Other Fixture Unit 25W:	1	4	23	92
LED: LED K: 25W 4' Linear Vapor Tight: LED Other Fixture Unit 25W:	1	6	25	150
			Total Proposed Watts =	14872

Interior Lighting PASSES

Interior Lighting Compliance Statement

Compliance Statement: The proposed interior lighting alteration project represented in this document is consistent with the building plans, specifications, and other calculations submitted with this permit application. The proposed interior lighting systems have been designed to meet the 2021 IECC requirements in COM*check* Version COMcheckWeb and to comply with any applicable mandatory requirements listed in the Inspection Checklist.

Name - Title Signature Date

COM*check* Software Version COMcheckWeb
Exterior Lighting Compliance Certificate

Project Information

Energy Code:	2021 IECC
Project Title:	1400 S Potomac St
Project Type:	Alteration
Exterior Lighting Zone	4 (High activity metropolitan commercial district (LZ4))

Construction Site: Owner/Agent: Designer/Contractor:

Allowed Exterior Lighting Power

A Area/Surface Category	B Quantity	C Allowed Watts /	D Tradable Wattage	E Allowed Watts (B X C)
Parking area	16000 ft2	0.08	Yes	1280
Walkway >= 10 feet wide	12000 ft2	0.14	Yes	1680
			Total Tradable Watts (a) =	2960
			Total Allowed Watts =	2960
			Total Allowed Supplemental Watts (b) =	900

(a) Wattage tradeoffs are only allowed between tradable areas/surfaces.
(b) A supplemental allowance equal to 900 watts may be applied toward compliance of both non-tradable and tradable areas/surfaces.

Proposed Exterior Lighting Power

A Fixture ID : Description / Lamp / Wattage Per Lamp / Ballast	B Lamps/ Fixture	C # of Fixture	D Fixture Watt.	E (C X D)
Parking area (16000 ft2): Tradable Wattage				
LED: LED A: 277V Area Light: LED Roadway-Parking Unit 130W:	1	12	150	1800
Walkway >= 10 feet wide (12000 ft2): Tradable Wattage				
LED: LED B: 55W Wall Pack: LED Other Fixture Unit 60W:	1	33	55	1815
			Total Tradable Proposed Watts =	3615

Exterior Lighting PASSES

Exterior Lighting Compliance Statement

Compliance Statement: The proposed exterior lighting alteration project represented in this document is consistent with the building plans, specifications, and other calculations submitted with this permit application. The proposed exterior lighting systems have been designed to meet the 2021 IECC requirements in COM*check* Version COMcheckWeb and to comply with any applicable mandatory requirements listed in the Inspection Checklist.

Name - Title Signature Date

COM*check* Software Version COMcheckWeb

Mechanical Compliance Certificate

Project Information

Energy Code:	2021 IECC
Project Title:	1400 S Potomac St
Location:	Aurora, Colorado
Climate Zone:	5b
Project Type:	Alteration

Construction Site: Owner/Agent: Designer/Contractor:

Mechanical Systems List

Quantity **System Type & Description**

Mechanical Compliance Statement

Compliance Statement: The proposed mechanical alteration project represented in this document is consistent with the building plans, specifications, and other calculations submitted with this permit application. The proposed mechanical systems have been designed to meet the 2021 IECC requirements in COM*check* Version COMcheckWeb and to comply with any applicable mandatory requirements listed in the Inspection Checklist.

Name - Title _____ Signature _____ Date _____

COM*check* Software Version COMcheckWeb

Inspection Checklist

Energy Code: 2021 IECC

Requirements: 0.0% were addressed directly in the COM*check* software

Text in the "Comments/Assumptions" column is provided by the user in the COMcheck Requirements screen. For each requirement, the user certifies that a code requirement will be met and how that is documented, or that an exception is being claimed. Where compliance is itemized in a separate table, a reference to that table is provided.

Section # & Req.ID	Plan Review	Complies?	Comments/Assumptions
C103.2 [PR4][1]	Plans, specifications, and/or calculations provide all information with which compliance can be determined for the interior lighting and electrical systems and equipment and document where exceptions to the standard are claimed. Information provided should include interior lighting power calculations, wattage of bulbs and ballasts, transformers and control devices.	☐Complies ☐Does Not ☐Not Observable ☐Not Applicable	
C103.2 [PR8][1]	Plans, specifications, and/or calculations provide all information with which compliance can be determined for the exterior lighting and electrical systems and equipment and document where exceptions to the standard are claimed. Information provided should include exterior lighting power calculations, wattage of bulbs and ballasts, transformers and control devices.	☐Complies ☐Does Not ☐Not Observable ☐Not Applicable	

Additional Comments/Assumptions:

1	High Impact (Tier 1)	2	Medium Impact (Tier 2)	3	Low Impact (Tier 3)

Section # & Req.ID	Rough-In Electrical Inspection	Complies?	Comments/Assumptions
C405.2.3.1 [EL22][1]	Spaces required to have light-reduction controls have a manual control that allows the occupant to reduce the connected lighting load in a reasonably uniform illumination pattern >= 50 percent.	☐Complies ☐Does Not ☐Not Observable ☐Not Applicable	
C405.2.1, C405.2.1.1 [EL18][1]	Occupancy sensors installed in classrooms/lecture/training rooms, conference/meeting/multipurpose rooms, copy/print rooms, lounges/breakrooms, enclosed offices, open plan office areas, restrooms, storage rooms, locker rooms, corridors, warehouse storage areas, and other spaces <= 300 sqft that are enclosed by floor-to-ceiling height partitions. Reference section language C405.2.1.2 for control function in warehouses and section C405.2.1.3 for open plan office spaces.	☐Complies ☐Does Not ☐Not Observable ☐Not Applicable	
C405.2.1.2 [EL19][1]	Occupancy sensors control function in warehouses: In warehouses, the lighting in aisleways and open areas is controlled with occupant sensors that automatically reduce lighting power by 50% or more within 20 minutes of when the areas are unoccupied. The occupant sensors control lighting in each aisleway independently and do not control lighting beyond the aisleway being controlled by the sensor. Lights not turned off by occupant sensors is done so by time-switch.	☐Complies ☐Does Not ☐Not Observable ☐Not Applicable	
C405.2.1.3 [EL20][1]	Occupant sensor control function in open plan office areas: Occupant sensor controls in open office spaces >= 300 sq.ft. have controls 1) configured so that general lighting can be controlled separately in control zones with floor areas <= 600 sq.ft. within the space, 2) general lighting in each zone permitted to turn on upon occupancy in control zone, 3) automatically turn off general lighting in all control zones within 20 minutes after all occupants have left the space, 4) are configured so that general lighting power in each control zone is reduced by >= 80% of the full zone general lighting power within 20 minutes of all occupants leaving that control zone.	☐Complies ☐Does Not ☐Not Observable ☐Not Applicable	
C405.2.2, C405.2.2.1 [EL21][2]	Each area not served by occupancy sensors (per C405.2.1.1) have time-switch controls and functions detailed in sections C405.2.2.1.	☐Complies ☐Does Not ☐Not Observable ☐Not Applicable	

1	High Impact (Tier 1)	2	Medium Impact (Tier 2)	3	Low Impact (Tier 3)

Section # & Req.ID	Rough-In Electrical Inspection	Complies?	Comments/Assumptions
C405.2.4, C405.2.4.1, C405.2.4.2 [EL23][2]	Daylight zones provided with individual controls that control the lights independent of general area lighting. See code section C405.2.3 Daylight-responsive controls for applicable spaces, C405.2.3.1 Daylight responsive control function and section C405.2.3.2 Sidelit zone.	☐Complies ☐Does Not ☐Not Observable ☐Not Applicable	
C405.2.5 [EL27][1]	Additional interior lighting power allowed for special functions per the approved lighting plans and is automatically controlled and separated from general lighting.	☐Complies ☐Does Not ☐Not Observable ☐Not Applicable	
C405.2.7 [EL28][1]	Automatic lighting controls for exterior lighting installed. Controls will be daylight controlled, set based on business operation time-of-day, or reduce connected lighting > 30%.	☐Complies ☐Does Not ☐Not Observable ☐Not Applicable	
C405.7 [EL26][2]	Low-voltage dry-type distribution electric transformers meet the minimum efficiency requirements of Table C405.6.	☐Complies ☐Does Not ☐Not Observable ☐Not Applicable	
C405.8 [EL27][2]	Electric motors meet the minimum efficiency requirements of Tables C405.7(1) through C405.7(4). Efficiency verified through certification under an approved certification program or the equipment efficiency ratings shall be provided by motor manufacturer (where certification programs do not exist).	☐Complies ☐Does Not ☐Not Observable ☐Not Applicable	
C405.9.1, C405.9.2 [EL28][2]	Escalators and moving walks comply with ASME A17.1/CSA B44 and have automatic controls configured to reduce speed to the minimum permitted speed in accordance with ASME A17.1/CSA B44 or applicable local code when not conveying passengers.	☐Complies ☐Does Not ☐Not Observable ☐Not Applicable	
C405.10 [EL29][2]	Total voltage drop across the combination of feeders and branch circuits <= 5%.	☐Complies ☐Does Not ☐Not Observable ☐Not Applicable	
C405.1.1 [EL30][2]	At least 90% of dwelling unit permanently installed lighting shall have lamp efficacy >= 65 lm/W or luminaires with efficacy >= 45 lm/W or comply with C405.2.4 or C405.3.	☐Complies ☐Does Not ☐Not Observable ☐Not Applicable	
C405.11, C405.11.1 [EL31][2]	50% of 15/20 amp receptacles installed in enclosed offices, conference rooms, copy rooms, break rooms, classrooms and workstations and > 25% of branch circuit feeders for modular furniture will have automatic receptacle control in accordance with C405.11.1.	☐Complies ☐Does Not ☐Not Observable ☐Not Applicable	
C405.12 [EL32][2]	Buildings with gross conditioned floor area > 25,000 ft2 will be equipped with a energy monitoring system in compliance with C405.12.1 through C405.12.5.	☐Complies ☐Does Not ☐Not Observable ☐Not Applicable	

1	High Impact (Tier 1)	2	Medium Impact (Tier 2)	3	Low Impact (Tier 3)

Additional Comments/Assumptions:

Section # & Req.ID	Final Inspection	Complies?	Comments/Assumptions
C303.3, C408.2.5.2 [FI17][3]	Furnished O&M instructions for systems and equipment to the building owner or designated representative.	☐Complies ☐Does Not ☐Not Observable ☐Not Applicable	
C405.5.1 [FI19][1]	Exterior lighting power is consistent with what is shown on the approved lighting plans, demonstrating proposed watts are less than or equal to allowed watts.	☐Complies ☐Does Not ☐Not Observable ☐Not Applicable	*See the Exterior Lighting fixture schedule for values.*
C408.1.1 [FI57][1]	Building operations and maintenance documents will be provided to the owner. Documents will cover manufacturers' information, specifications, programming procedures and means of illustrating to owner how building, equipment and systems are intended to be installed, maintained, and operated.	☐Complies ☐Does Not ☐Not Observable ☐Not Applicable	
C408.2.5 [FI16][3]	Furnished as-built drawings for electric power systems within 90 days of system acceptance.	☐Complies ☐Does Not ☐Not Observable ☐Not Applicable	
C408.3 [FI33][1]	Lighting systems have been tested to ensure proper calibration, adjustment, programming, and operation.	☐Complies ☐Does Not ☐Not Observable ☐Not Applicable	

Additional Comments/Assumptions:

1	High Impact (Tier 1)	2	Medium Impact (Tier 2)	3	Low Impact (Tier 3)