City of Aurora Building Division

RSN# 1934334 Permit# 25-256614-LT

Project: *RTU Replacment*
Address: *1400 s Potomac St*
Occupancy Group: *Type B*
Construction Type: *IIB-SPK*
RSN: *1934334*
Permit: *25-256614-LT*

City of Aurora Development Services Department
Building Division · 15151 E. Alameda Parkway, Ste. 2400 · Aurora, CO 80012 · 303.739.7420
Email: permitcounter@auroragov.org

RTU REPLACEMENT CHECKLIST

City of Aurora Building Division
Reviewed for Code Compliance
Approved as Noted: ~~asharple~~
Date: **Nov 08, 2023**
2021 INTERNATIONAL CODES & 2020 NEC

Date	Installation Company
8/20/25	TRANE

Project Address / Unit	Unit
1400 S. Potomac, Aurora, Co 80012	RTU #2, South unit ontop of Roof.

Like for Like Replacement? (X) Yes ( ) No

New Equipment (X) Yes ( ) No Efficiency Rating 16.1 EER

Check one: ( ) AFUE ( ) SEER (X) EER ( ) IPLV

Materials, Equipment, Appliances, and Devices shall not be reused unless such elements have been reconditioned, tested, and placed in good and proper working condition and approved. IMC 105.5

If used equipment is under consideration for installation, documentation from retailer or repair shop verifying equipment has been reconditioned, tested, and in good and proper working condition must accompany the permit application. Used and new equipment must meet all adopted codes.

GAS CONNECTION

Gas pipe plan review required if new BTU input exceeds existing.

Existing RTU ~~BTU input~~ MBH	New RTU ~~BTU input~~ MBH
463.85 MBH 110 KW Electric Heat	475.29 MBH total Electric Heat

WEIGHT

Structural engineer letter required if new RTU weight exceeds the existing weight. Structural engineer letter required if relocating or adding equipment.

Existing RTU Weight	New RTU Weight
11,200	11,725.2

COOLING SYSTEM CAPACITY OF NEW UNIT

Cooling Load 855.74 MBh Economizer (X) Yes ( ) No

Cooling systems equal to, or greater than, 54,000 BTU/h (15.8kW) require integral economizers IECC 403.5

AIR SUPPLY OF NEW UNIT

Total CFM 26,000 CFM

Existing Smoke Detectors (X) Yes ( ) No

Existing Fire Alarm (X) Yes ( ) No

If supply air exceeds 2,000 CFM smoke detectors may be required. IMC 606.2 Check with the building department to see if your project requires return air smoke detectors.

Name D.J. Green Area Service Manager

Signature DJ Green

All new breakers being installed need have the same aic rating of the panel as well as be of the same manufacturer of the panel they are being installed

Every circuit and circuit modification shall be provided with a legible and permanent description that complies with all of the following conditions as applicable (see 1-6). 2023 NEC 408.4

Provide a full size set of legible approved construction documents
PRINTED IN COLOR
for review by the Field Inspector..

Code Violations that are found during inspection are required to be corrected. Permit issuance does not grant approval of code violations.

A full-size set of City approved colored stamped drawings and Building Permit must stay on site and be available at the time of inspection for the Inspector.

PLAN CHANGES WILL REQUIRE AN APPROVED REVISION BEFORE INSPECTION CAN BE APPROVED


1400 S Potomac St
Replacing
Invision Sally Jobe

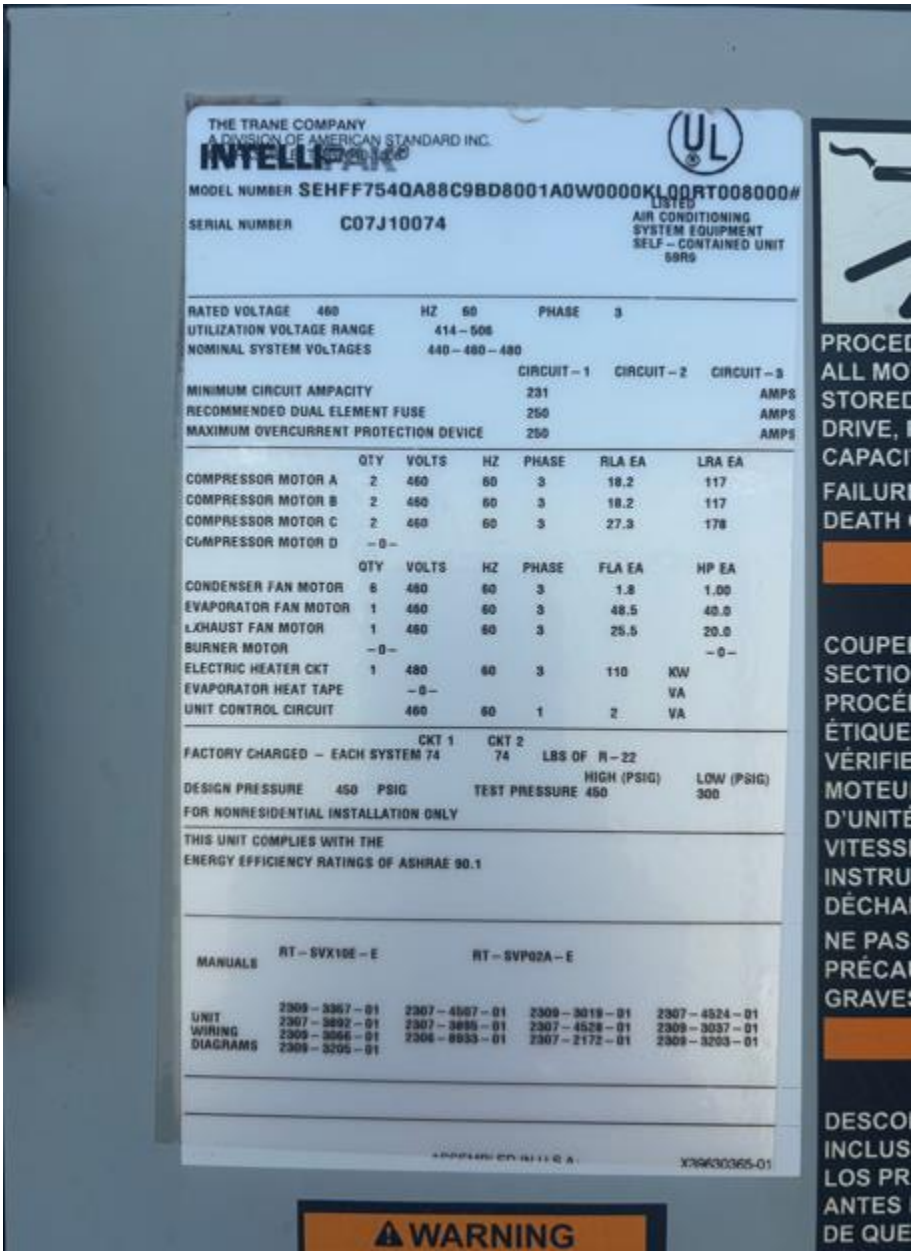

THE TRANE COMPANY
A DIVISION OF AMERICAN STANDARD INC.
INTELLIPAK®

MODEL NUMBER SEHFF754QA88C9BD8001A0W0000KL00RT008000#
SERIAL NUMBER C07J10074

LISTED
AIR CONDITIONING
SYSTEM EQUIPMENT
SELF – CONTAINED UNIT
59RS

RATED VOLTAGE 460 HZ 60 PHASE 3
UTILIZATION VOLTAGE RANGE 414 – 506
NOMINAL SYSTEM VOLTAGES 440 – 460 – 480

	CIRCUIT – 1	CIRCUIT – 2	CIRCUIT – 3
MINIMUM CIRCUIT AMPACITY	231		AMPS
RECOMMENDED DUAL ELEMENT FUSE	250		AMPS
MAXIMUM OVERCURRENT PROTECTION DEVICE	250		AMPS

	QTY	VOLTS	HZ	PHASE	RLA EA	LRA EA
COMPRESSOR MOTOR A	2	460	60	3	18.2	117
COMPRESSOR MOTOR B	2	460	60	3	18.2	117
COMPRESSOR MOTOR C	2	460	60	3	27.3	178
COMPRESSOR MOTOR D	– 0 –					

	QTY	VOLTS	HZ	PHASE	FLA EA	HP EA
CONDENSER FAN MOTOR	6	460	60	3	1.8	1.00
EVAPORATOR FAN MOTOR	1	460	60	3	48.5	40.0
EXHAUST FAN MOTOR	1	460	60	3	25.5	20.0
BURNER MOTOR	– 0 –					– 0 –
ELECTRIC HEATER CKT	1	480	60	3	110	KW
EVAPORATOR HEAT TAPE		– 0 –				VA
UNIT CONTROL CIRCUIT		460	60	1	2	VA

	CKT 1	CKT 2	
FACTORY CHARGED – EACH SYSTEM	74	74	LBS OF R – 22

DESIGN PRESSURE 450 PSIG TEST PRESSURE HIGH (PSIG) 450 LOW (PSIG) 300
FOR NONRESIDENTIAL INSTALLATION ONLY

THIS UNIT COMPLIES WITH THE
ENERGY EFFICIENCY RATINGS OF ASHRAE 90.1

	RT – SVX10E – E	RT – SVP02A – E		
MANUALS				
UNIT WIRING DIAGRAMS	2309 – 3357 – 01 2307 – 3892 – 01 2309 – 3066 – 01 2309 – 3205 – 01	2307 – 4567 – 01 2307 – 3895 – 01 2306 – 8933 – 01	2309 – 3019 – 01 2307 – 4528 – 01 2307 – 2172 – 01	2307 – 4524 – 01 2309 – 3037 – 01 2309 – 3203 – 01

X39630365-01

⚠ WARNING

PROCE
ALL MO
STORE
DRIVE,
CAPACI
FAILUR
DEATH
COUPE
SECTIO
PROCÉ
ÉTIQUE
VÉRIFIE
MOTEU
D'UNITE
VITESS
INSTRU
DÉCHA
NE PAS
PRÉCA
GRAVE
DESCO
INCLUS
LOS PR
ANTES
DE QUE


MODEL NUMBER
SEHFF754QA88C9BD8001AOW0000KL00RT0
SERIAL NUMBER C07J10074
UNIT WEIGHT 11200
The Trane Company, Clarksville, Tn. 37040
A Division Of American Standard Inc.
4,729,228
4,622,048
4,834,173
X39001145010C


MODEL NUMBER
SERIAL NUMBER
C07J10074
11200
X39001145010C